



THE ASSORTMENT AT A GLANCE

OSRAM LED LAMPS FROM LEDVANCE

December 2019



LEDVANCE is the licensee of product
trademark OSRAM in general lighting



CONTENTS



LED TUBES

6



SPECIAL LED LAMPS

13



LED LAMPS WITH CLASSIC BULB SHAPES

22



LED REFLECTOR LAMPS

33



LED LAMPS WITH ADDED FUNCTION

40



All technical parameters apply to the entire lamp. Because of the complex manufacturing process for light emitting diodes (LEDs), the specified typical values for LED technical parameters represent only purely statistical variables. They do not necessarily correspond to the actual technical parameters for each individual product which can deviate from the typical value.

MORE INNOVATION, GREATER

Discover our new warriors in the fight against bad light: The SubstiTUBE® T8 Motion Sensor EM delivers both cost and energy savings thanks to an integrated sensor, while the SubstiTUBE® T5 Universal impresses as a high-performance, all-round solution. We offer an ideal LED replacement for conventional compact fluorescent lamps with our extensive OSRAM DULUX® LED portfolio. The Vintage Edition 1906 with its eclectic design creates atmospheric moments in the new smoked glass model too. LEDVANCE also offers further efficient LED alternatives for the industrial sector with the OSRAM HQI LED HIGHBAY. And with the SPECIAL T SLIM 60, the switch to LED is also even easier now in the OSRAM HALOLUX CERAM® segment with B15d base.



1. OSRAM SubstiTUBE® T5 UNIVERSAL THE NEW ALL-IN-ONE- LED TUBES

- Use with ECG¹ and AC mains possible
- Extremely high luminous flux of up to 5,600 lm: ideal for illuminating production halls and warehouses with high ceilings
- Excellent economic efficiency thanks to extremely high luminous efficiency of up to 156 lm/W
- Splitter protection also enables use in the food industry and other sensitive areas
- Low maintenance costs thanks to extremely long lifespan of up to 60,000 h²
- No bending due to glass technology



¹ Use with ECG: Check compatibility at www.ledvance.com/ecg-compatibility
² L70/B50
³ Compared to the standard reference product

CHOICE, BETTER DESIGN



2



2. OSRAM DULUX® LED TRADITIONAL LOOK, INNOVATIVE TECHNOLOGY

- Broad LED portfolio for direct replacement of conventional compact fluorescent lamps (types: D, D/E, S, L)
- Excellent payback and energy savings of up to 62 %¹
- New addition OSRAM DULUX® L 55 LED: direct replacement of traditional DULUX L 55W lamps; traditional look & feel due full-glass lamp with two tubes; high efficiency of up to 138 lm/W
- D & S: can be operated on CCG and AC mains; D/E & L: can be operated on ECG and AC mains
- Ideal for offices, public buildings, hotels and restaurants

3. VINTAGE EDITION 1906 ECLECTIC DESIGN, RELIABLE STRENGTHS

- Now in smoked glass version for atmospheric lighting
- Many types are also available as a dimmable version
- Lamps with innovative LED filament technology
- Simple alternative: design, dimensions and luminous flux are comparable to conventional incandescent or halogen bulbs
- Ideal for decorative installations in shops, hotels and restaurants



4

4. OSRAM HQI LED HIGHBAY DIRECT ALTERNATIVE FOR TRADITIONAL HQI LAMPS

- New: CCG and igniter-compatible LED lamps for direct replacement of 250 W and 400 W HQI lamps
- Energy savings of up to 62 %²
- Two types: luminous flux of up to 13,000 lm or 20,000 lm with 4,000 K light colour
- Effective thermal management allows use in a wide temperature range (-20 °C – +50 °C)
- Low maintenance costs thanks to very long lifespan of up to 50,000 h³
- Very high efficiency of up to 143 lm/W
- Ideal for industrial buildings and warehouses

¹ When replacing traditional compact fluorescent lamps

² When replacing traditional HQI lamps

³ L70/B50



1

SubstiTUBE Advanced Ultra Output^{4,5,6} - High performance LED tubes for electromagnetic control gears, shatterproof

Product name	GTIN (EAN)												
SubstiTUBE Advanced Ultra Output													
ST8AU-EM 15.1 W/3000K 1200 mm	4058075136298	G13	1212	15.1	2250	149	3000	190	83	60000	A++	1	1
ST8AU-EM 15.1 W/4000K 1200 mm	4058075136311	G13	1212	15.1	2500	165	4000	190	83	60000	A++	1	1
ST8AU-EM 15.1 W/6500K 1200 mm	4058075136335	G13	1212	15.1	2500	165	6500	190	83	60000	A++	1	1
SubstiTUBE Advanced Ultra Output													
ST8AU-EM 22.4 W/3000K 1500 mm	4058075136359	G13	1513	22.4	3330	148	3000	190	83	60000	A++	1	1
ST8AU-EM 22.4 W/4000K 1500 mm	4058075136373	G13	1513	22.4	3700	165	4000	190	83	60000	A++	1	1
ST8AU-EM 22.4 W/6500K 1500 mm	4058075136397	G13	1513	22.4	3700	165	6500	190	83	60000	A++	1	1

- No bending thanks to glass technology
- Quick, simple and safe replacement without rewiring
- Energy savings of up to 63 % (compared to T8 fluorescent lamp on CCG)
- Instant-on light, therefore ideally suitable in combination with sensor technology

SubstiTUBE Advanced^{4,5,6} - High performance LED tubes for electromagnetic control gears, shatterproof

Product name	GTIN (EAN)												
SubstiTUBE Advanced													
ST8A-EM 7.3 W/4000K 600 mm	4058075136410	G13	603	7.3	1100	150	4000	190	83	50000	A++	1	1
ST8A-EM 7.3 W/6500K 600 mm	4058075136434	G13	603	7.3	1100	150	6500	190	83	50000	A++	1	1
SubstiTUBE Advanced													
ST8A-EM 11.3 W/4000K 900 mm	4058075136458	G13	908	11.3	1700	150	4000	190	83	50000	A++	1	1
SubstiTUBE Advanced													
ST8A-EM 14 W/4000K 1200 mm	4058075136496	G13	1212	14	2100	150	4000	190	83	50000	A++	1	1
ST8A-EM 14 W/6500K 1200 mm	4058075136519	G13	1212	14	2100	150	6500	190	83	50000	A++	1	1
SubstiTUBE Advanced													
ST8A-EM 20.6 W/4000K 1500 mm	4058075136533	G13	1513	20.6	3100	150	4000	190	83	50000	A++	1	1
ST8A-EM 20.6 W/6500K 1500 mm	4058075136557	G13	1513	20.6	3100	150	6500	190	83	50000	A++	1	1

- No bending thanks to glass technology
- Quick, simple and safe replacement without rewiring
- Energy savings of up to 60 % (compared to T8 fluorescent lamp on CCG)
- Instant-on light, therefore ideally suitable in combination with sensor technology

¹ L70/B50 | ² Energy efficiency class (EEC) on a scale of A++ (highest efficiency) to E (lowest efficiency) | ³ You will find further information and the exact guarantee terms and conditions at www.ledvance.com/guarantee | ⁴ When used to replace a T8 fluorescent lamp the total energy efficiency and light distribution depends on the design of the lighting system. | ⁵ Not suitable for operation with electronic control gear. | ⁶ Operation in outdoor applications in suitable damp-proof luminaires possible according to data sheet and installation instruction.



SubstiTUBE Value^{4,5,6} - Economic LED tubes for electromagnetic control gears

Product name	GTIN (EAN)											
SubstiTUBE Value												
ST8V-EM 7.6 W/3000K 600 mm EM	4058075024618	G13	603	7.6	720	94	3000	190	≥80	30000	A+	1
ST8V-EM 7.6 W/4000K 600 mm EM	4058075024632	G13	603	7.6	800	105	4000	190	≥80	30000	A+	1
ST8V-EM 7.6 W/6500K 600 mm EM	4058075024656	G13	603	7.6	800	105	6500	190	≥80	30000	A+	1
SubstiTUBE Value												
ST8V-EM 16.2 W/3000K 1200 mm EM	4058075024670	G13	1212	16.2	1530	94	3000	190	≥80	30000	A+	1
ST8V-EM 16.2 W/4000K 1200 mm EM	4058075024694	G13	1212	16.2	1700	104	4000	190	≥80	30000	A+	1
ST8V-EM 16.2 W/6500K 1200 mm EM	4058075024717	G13	1212	16.2	1700	104	6500	190	≥80	30000	A+	1
SubstiTUBE Value												
ST8V-EM 19.1 W/3000K 1500 mm EM	4058075024731	G13	1513	19.1	1800	94	3000	190	≥80	30000	A+	1
ST8V-EM 19.1 W/4000K 1500 mm EM	4058075024755	G13	1513	19.1	2000	104	4000	190	≥80	30000	A+	1
ST8V-EM 19.1 W/6500K 1500 mm EM	4058075024779	G13	1513	19.1	2000	104	6500	190	≥80	30000	A+	1

- No bending thanks to glass technology
- Quick, simple and safe replacement without rewiring
- Energy savings of up to 65 % (compared to T8 fluorescent lamp on CCG)
- Instant-on light, therefore ideally suitable in combination with sensor technology

SubstiTUBE Start - Starter for SubstiTUBE EM (CCG)

Product name	GTIN (EAN)	
SubstiTUBE Start		
SUBSTITUBE LED	4058075013674	2

- Extremely break resistant thanks to cover made of polycarbonate
- Mercury-free and RoHS compliant

¹ L70/B50 | ² Energy efficiency class (EEC) on a scale of A++ (highest efficiency) to E (lowest efficiency) | ³ You will find further information and the exact guarantee terms and conditions at www.ledvance.com/guarantee | ⁴ When used to replace a T8 fluorescent lamp the total energy efficiency and light distribution depends on the design of the lighting system. | ⁵ Not suitable for operation with electronic control gear. | ⁶ Operation in outdoor applications in suitable damp-proof luminaires possible according to data sheet and installation instruction.



1

SubstiTUBE Advanced UO UN^{4,5} - LED tubes for electronic and electromagnetic control gears, shatterproof

Product name	GTIN (EAN)													
SubstiTUBE Advanced UO UN												IP20	5 year guarantee	
ST8AU-UN 15 W/4000K 1200 mm	4058075137769	G13	1200	15	2400	160	4000	160	83	60000	A++			1
SubstiTUBE Advanced UO UN												IP20	5 year guarantee	
ST8AU-UN 23 W/4000K 1500 mm	4058075137806	G13	1500	23	3700	160	4000	160	83	60000	A++			1
ST8AU-UN 23 W/6500K 1500 mm	4058075137820	G13	1500	23	3700	160	6500	160	83	60000	A++			1

- Also suitable for operation at low temperatures
- High luminous flux for sophisticated lighting tasks
- Easy installation
- No bending thanks to glass technology

SubstiTUBE Advanced UN^{4,5} - LED tubes for electronic and electromagnetic control gears

Product name	GTIN (EAN)													
SubstiTUBE Advanced UN												IP20	5 year guarantee	
ST8A-UN 7.5 W/4000K 600 mm	4058075137608	G13	600	7.5	1100	146	4000	160	83	50000	A++			1
SubstiTUBE Advanced UN												IP20	5 year guarantee	
ST8A-UN 14 W/3000K 1200 mm	4058075137646	G13	1200	14	1900	135	3000	160	83	50000	A++			1
ST8A-UN 14 W/4000K 1200 mm	4058075137660	G13	1200	14	2100	150	4000	160	83	50000	A++			1
ST8A-UN 14 W/6500K 1200 mm	4058075137684	G13	1200	14	2100	150	6500	160	83	50000	A++			1
SubstiTUBE Advanced UN												IP20	5 year guarantee	
ST8A-UN 20 W/4000K 1500 mm	4058075137721	G13	1500	20	3100	155	4000	160	83	50000	A++			1
ST8A-UN 20 W/6500K 1500 mm	4058075137745	G13	1500	20	3100	155	6500	160	83	50000	A++			1

- Also suitable for operation at low temperatures
- High luminous flux for sophisticated lighting tasks
- Easy installation
- No bending thanks to glass technology













Operation on ECG: please check compatibility at www.ledvance.com/ecg-compatibility

¹ L70/B50 | ² Energy efficiency class (EEC) on a scale of A++ (highest efficiency) to E (lowest efficiency) | ³ You will find further information and the exact guarantee terms and conditions at www.ledvance.com/guarantee | ⁴ When used to replace a T8 fluorescent lamp the total energy efficiency and light distribution depends on the design of the lighting system. | ⁵ Operation in outdoor applications in suitable damp-proof luminaires possible according to data sheet and installation instruction.



1

SubstiTUBE Value UN^{4,5} - LED tubes for electronic and electromagnetic control gears

Product name	GTIN (EAN)												
SubstiTUBE Value UN													
ST8V-UN 8 W/3000K 600 mm	4058075137400	G13	600	8	720	90	3000	160	≥80	30000	A+	1	1
ST8V-UN 8 W/4000K 600 mm	4058075137424	G13	600	8	800	100	4000	160	≥80	30000	A+	1	1
ST8V-UN 8 W/6500K 600 mm	4058075137448	G13	600	8	800	100	6500	160	≥80	30000	A+	1	1
SubstiTUBE Value UN													
ST8V-UN 16 W/3000K 1200 mm	4058075137462	G13	1200	16	1550	96	3000	160	≥80	30000	A+	1	1
ST8V-UN 16 W/4000K 1200 mm	4058075137486	G13	1200	16	1700	106	4000	160	≥80	30000	A+	1	1
ST8V-UN 16 W/6500K 1200 mm	4058075137509	G13	1200	16	1700	106	6500	160	≥80	30000	A+	1	1
SubstiTUBE Value UN													
ST8V-UN 19 W/3000K 1500 mm	4058075137523	G13	1500	19	1800	94	3000	160	≥80	30000	A+	1	1
ST8V-UN 19 W/4000K 1500 mm	4058075137547	G13	1500	19	2000	105	4000	160	≥80	30000	A+	1	1
ST8V-UN 19 W/6500K 1500 mm	4058075137561	G13	1500	19	2000	105	6500	160	≥80	30000	A+	1	1













- Also suitable for operation at low temperatures
- Easy installation
- No bending thanks to glass technology

¹ L70/B50 | ² Energy efficiency class (EEC) on a scale of A++ (highest efficiency) to E (lowest efficiency) | ³ You will find further information and the exact guarantee terms and conditions at www.ledvance.com/guarantee | ⁴ When used to replace a T8 fluorescent lamp the total energy efficiency and light distribution depends on the design of the lighting system. | ⁵ Operation in outdoor applications in suitable damp-proof luminaires possible according to data sheet and installation instruction.



1

SubstiTUBE T5 UN^{4,5,6} - LED tubes for electronic and electromagnetic control gears

Product name	GTIN (EAN)												
SubstiTUBE T5 HO UN													
ST5HO-UN 26 W/3000K 1149 mm	4058075137905	G5	1149	26	3600	138	3000	160	83	60000	A++	1	1
ST5HO-UN 26 W/4000K 1100 mm	4058075137929	G5	1149	26	4000	153	4000	160	83	60000	A++	1	1
ST5HO-UN 37 W/4000K 1400 mm	4058075137868	G5	1449	37	5600	151	4000	160	83	60000	A++	1	1
ST5HO-UN 26 W/4000K 1400 mm	4058075137981	G5	1449	26	4000	153	4000	160	83	60000	A++	1	1
ST5HO-UN 37 W/6500K 1400 mm	4058075137882	G5	1449	37	5600	151	6500	160	83	60000	A++	1	1
SubstiTUBE T5 HE UN													
ST5HE-UN 7 W/3000K 549.0 mm	4058075138209	G5	549	7	900	128	3000	160	83	60000	A++	1	1
ST5HE-UN 7 W/4000K 500 mm	4058075138223	G5	549	7	1000	142	4000	160	83	60000	A++	1	1
ST5HE-UN 7 W/6500K 500 mm	4058075138247	G5	549	7	1000	142	6500	160	83	60000	A++	1	1
ST5HE-UN 10 W/3000K 849.0 mm	4058075138148	G5	849	10	1350	135	3000	160	83	60000	A++	1	1
ST5HE-UN 10 W/4000K 800 mm	4058075138162	G5	849	10	1500	150	4000	160	83	60000	A++	1	1
ST5HE-UN 10 W/6500K 800 mm	4058075138186	G5	849	10	1500	150	6500	160	83	60000	A++	1	1
ST5HE-UN 17 W/3000K 1149 mm	4058075138087	G5	1149	17	2350	138	3000	160	83	60000	A++	1	1
ST5HE-UN 17 W/4000K 1100 mm	4058075138100	G5	1149	17	2600	152	4000	160	83	60000	A++	1	1
ST5HE-UN 17 W/6500K 1100 mm	4058075138124	G5	1149	17	2600	152	6500	160	83	60000	A++	1	1
ST5HE-UN 18 W/3000K 1449 mm	4058075138025	G5	1449	18	2550	141	3000	160	83	60000	A++	1	1
ST5HE-UN 18 W/4000K 1400 mm	4058075138049	G5	1449	18	2800	155	4000	160	83	60000	A++	1	1
ST5HE-UN 18 W/6500K 1400 mm	4058075138063	G5	1449	18	2800	155	6500	160	83	60000	A++	1	1

- No bending thanks to glass technology
- Also suitable for operation at low temperatures
- High luminous flux for sophisticated lighting tasks







Operation on ECG: please check compatibility at www.ledvance.com/ecg-compatibility

¹ L70/B50 | ² Energy efficiency class (EEC) on a scale of A++ (highest efficiency) to E (lowest efficiency) | ³ You will find further information and the exact guarantee terms and conditions at www.ledvance.com/guarantee | ⁴ When used to replace a T5 fluorescent lamp, the total energy efficiency and light distribution depends on the design of the lighting system. | ⁵ Not suitable for operation with conventional control gear | ⁶ Operation in outdoor applications in suitable damp-proof luminaires possible according to data sheet and installation instruction.



1

SubstiTUBE MOTION SENSOR^{4,5,6} - High performance LED tubes with integrated microwave sensor for electromagnetic control gears, shatterproof

Product name	GTIN (EAN)			W	lm		K		Ra	t(h) ¹			
SubstiTUBE MOTION SENSOR													
ST8MS-EM 7.3 W/4000K 600 mm EM	4058075292413	G13	604	7.3	1100	150	4000	190	83	50000	A++	5	1
SubstiTUBE MOTION SENSOR													
ST8MS-EM 14 W/4000K 1200 mm EM	4058075292437	G13	1212	14	2100	150	4000	190	83	50000	A++	5	1
SubstiTUBE MOTION SENSOR													
ST8MS-EM 20.6 W/4000K 1500 mm EM	4058075292451	G13	1513	20.6	3100	150	4000	190	83	50000	A++	5	1

- Energy savings of up to 90 % compared to conventional fluorescent lamp
- Quick, simple and safe replacement of fluorescent lamps without rewiring the CCG
- No bending thanks to glass technology
- Shatter protection thanks to special PET coating

¹ L70/B50 | ² Energy efficiency class (EEC) on a scale of A++ (highest efficiency) to E (lowest efficiency) | ³ You will find further information and the exact guarantee terms and conditions at www.ledvance.com/guarantee | ⁴ When used to replace a T8 fluorescent lamp the total energy efficiency and light distribution depends on the design of the lighting system. | ⁵ Not suitable for operation with electronic control gear. | ⁶ Operation in outdoor applications in suitable damp-proof luminaires possible according to data sheet and installation instruction.



SubstiTUBE U-Shape^{4,6,7} - U-shaped LED tubes for electromagnetic control gears

Product name	GTIN (EAN)			W	lm	lm/W	K		Ra	t(h) ¹		
SubstiTUBE U-Shape											IP 20	5
ST8U-EM 8 W/4000K 300 mm	4058075284685	2G13	305	8	1100	137	4000	130	≥80	50000	A++	1
SubstiTUBE U-Shape											IP 20	5
ST8U-EM 20 W/4000K 600 mm	4058075284708	2G13	602	20	2750	137	4000	130	≥80	50000	A++	2

- Quick, simple and safe replacement without rewiring
- Energy savings of up to 65 % (compared to T8 fluorescent lamp on CCG)
- Instant-on light, therefore ideally suitable in combination with sensor technology
- Very high resistance to switching loads

¹ L70/B50 | ² Energy efficiency class (EEC) on a scale of A++ (highest efficiency) to E (lowest efficiency) | ³ You will find further information and the exact guarantee terms and conditions at www.ledvance.com/guarantee | ⁴ When used to replace a T8 fluorescent lamp the total energy efficiency and light distribution depends on the design of the lighting system. | ⁵ When used to replace a T9 fluorescent lamp the total energy efficiency and light distribution depends on the design of the lighting system. | ⁶ Not suitable for operation with electronic control gear. | ⁷ Operation in outdoor applications in suitable damp-proof luminaires possible according to data sheet and installation instruction.



HQL LED PRO^{4,5,8} - LED replacement for HID lamps for outdoor application

Product name	GTIN (EAN)	wΔW	η	W	lm	K	Ra	l (mm)	d (mm)	t(h) ¹	IP ²	No. ³
HQL LED PRO – 50W-Replacement/80W-Replacement/125W-Replacement												
HQL LED 3000 lm 23 W/4000K E27	4058075124783	50	E27	23	3000	4000	≥80	145	75	50000	A++	1

- Replacement for HQL: Suitable for operation with conventional control gear for HQL
- Replacement for other HID: Suitable for operation with line voltage without control gear
- Saves up to 78 % energy when used as replacement for mercury vapor lamps (HQL)
- Effective thermal management for wide operating temperature range

HQL LED HIGHBAY^{4,5,6,7,8} - LED replacement for HID lamps for high-bay luminaires

Product name	GTIN (EAN)	wΔW	η	W	lm	K	Ra	l (mm)	d (mm)	t(h) ¹	IP ²	No. ³
HQL LED HIGHBAY – 250W-Replacement/400W-Replacement												
HQL HIGHBAY 250 120° 95 W/4000K E40	4058075135864	250	E40	95	13000	4000	≥80	280	190	50000	A++	2
HQL HIGHBAY 400 120° 140 W/4000K E40	4058075135888	400	E40	140	20000	4000	≥80	310	230	50000	A++	3

- Replacement for HQL: Suitable for operation with conventional control gear for HQL
- Replacement for other HID: Suitable for operation with line voltage without control gear
- Operating temperature: -20...50 °C
- Energy savings of up to 65 % when replacing mercury vapor lamps (HQL)

¹ L70/B50 | ² Energy efficiency class (EEC) on a scale of A++ (highest efficiency) to E (lowest efficiency) | ³ You will find further information and the exact guarantee terms and conditions at www.ledvance.com/guarantee | ⁴ The bulb may be larger and heavier than the replaced bulb. Before installation it must be checked, if the luminaire and especially the holder is capable of carrying the weight of the lamp. | ⁵ Not suitable for operation with ignitors | ⁶ Safety sling has to be installed. | ⁷ To ensure full light efficiency and product lifetime, it is recommended to detach any glass or cover of the luminaire. | ⁸ Operation on the capacitor can lead to a reduction of the power factor of the system.



1

HQI LED HIGHBAY^{4,5,6,7} - LED replacement for HID lamps

Product name	GTIN (EAN)	W _{LED}	η	W	lm	K	Ra	L (mm)	d (mm)	t(h) ¹	IP ²	No. ³
HQI LED HIGHBAY – 250W-Replacement/400W-Replacement												
HQI HIGHBAY 250 120° 95 W/4000K E40	4058075284722	250	E40	95	13000	4000	≥80	307	230	50000	A+	1
HQI HIGHBAY 400 120° 140 W/4000K E40	4058075284746	400	E40	140	20000	4000	≥80	307	230	50000	A+	1

- Direct replacement for traditional HQI and NAV lamps thanks to CCG and ignitor compatibility
- Energy savings of up to 62 % when replacing traditional HQI lamps
- Operating temperature: -20...50 °C
- Effective thermal management for wide operating temperature range

¹ L70/B50 | ² Energy efficiency class (EEC) on a scale of A++ (highest efficiency) to E (lowest efficiency) | ³ You will find further information and the exact guarantee terms and conditions at www.ledvance.com/guarantee | ⁴ Not suitable for operation with line voltage. | ⁵ The bulb may be larger and heavier than the replaced bulb. Before installation it must be checked, if the luminaire and especially the holder is capable of carrying the weight of the lamp. | ⁶ Safety sling has to be installed. | ⁷ To ensure full light efficiency and product lifetime, it is recommended to detach any glass or cover of the luminaire.



OSRAM DULUX D LED EM^{4,5} - LED replacement for CFLni, 2 tubes, with 2-pin G24d base for CCG and AC mains operation

Product name	GTIN (EAN)	W ^Δ W	lm	K	Ra	L [mm]	d [mm]	t [h]	IP20	No.		
OSRAM DULUX D LED EM – 26W-Replacement												
DULUX D LED EM 26 10 W/3000K G24d-3	4058075024977	26	G24d-3	10	920	3000	>83	170.5	35	30000	A+	1
DULUX D LED EM 26 10 W/4000K G24d-3	4058075024991	26	G24d-3	10	1000	4000	>83	170.5	35	30000	A+	1

- LED replacement for conventional compact fluorescent lamps for use in CCG luminaires or on AC mains
- Quick, simple and safe replacement without rewiring
- Rotatable base around its longitudinal axis ($\pm 90^\circ$)
- Low energy consumption

OSRAM DULUX D/E LED HF^{4,5,6,7} - LED replacement for CFLni, 2 tubes, with 4-pin G24q base for ECG and AC mains operation

Product name	GTIN (EAN)	W ^Δ W	lm	K	Ra	L [mm]	d [mm]	t [h]	IP20	No.		
OSRAM DULUX D/E LED HF – 18W-Replacement												
DULUX D/E LED HF 7 W/3000K	4058075135208	18	G24q-2	7	640	3000	≥ 80	148	35	30000	A+	2

- LED replacement for conventional compact fluorescent lamps for use in ECG luminaires or on AC mains
- Quick, simple and safe replacement
- Rotatable base around its longitudinal axis ($\pm 90^\circ$)
- Low energy consumption

Operation on ECG: please check compatibility at www.ledvance.com/ecg-compatibility

¹ L70/B50 | ² Energy efficiency class (EEC) on a scale of A++ (highest efficiency) to E (lowest efficiency) | ³ You will find further information and the exact guarantee terms and conditions at www.ledvance.com/guarantee | ⁴ Only suitable for temperatures of up to 35°C inside of the luminaire. | ⁵ Not suitable for tandem operation. | ⁶ Always check the latest update of the compatibility list available on www.ledvance.com/ecg-compatibility | ⁷ Not suitable for operation with conventional control gear



OSRAM DULUX S LED EM⁴ - LED replacement for short CFLni, with 2-pin G23 base for CCG and AC mains operation

Product name	GTIN (EAN)	wΔW	Energy Efficiency Class	W	lm	K	Ra	L [mm]	d [mm]	t [h]	IP	No.
OSRAM DULUX S LED EM – 9W-Replacement/11W-Replacement												
DULUX S LED EM 4.5 W/3000K	4058075135284	9	G23	4.5	450	3000	>80	166	33	30000	A+	1
DULUX S LED EM 4.5 W/4000K	4058075135307	9	G23	4.5	500	4000	>80	166	33	30000	A+	1
DULUX S LED EM 6 W/3000K	4058075135321	11	G23	6	630	3000	>80	237	33	30000	A+	2

- LED replacement for conventional compact fluorescent lamps for use in CCG luminaires or on AC mains
- Quick, simple and safe replacement without rewiring
- Low energy consumption
- Easy relamping thanks to compact design

OSRAM DULUX L LED HF^{4,5,6,7} - LED replacement for CFLni, with 4-pin 2G11 base for ECG and AC mains operation

Product name	GTIN (EAN)	wΔW	Energy Efficiency Class	W	lm	K	Ra	L [mm]	d [mm]	t [h]	IP	No.
OSRAM DULUX L LED HF – 18W-Replacement/36W-Replacement/55W-Replacement												
DULUX L LED HF 7 W/4000K	4058075135383	18	2G11	7	1000	4000	≥80	229.4	44	30000	A++	3
DULUX L LED HF 18 W/4000K	4058075135420	36	2G11	18	2300	4000	≥80	413.4	44	30000	A++	4
DULUX L LED HF 24 W/3000K 500 mm	4058075260887	55	2G11	24	3000	3000	≥80	535	44	30000	A++	5
DULUX L LED HF 24 W/4000K 500 mm	4058075260900	55	2G11	24	3300	4000	≥80	535	44	30000	A++	5

- LED replacement for conventional compact fluorescent lamps for use in ECG luminaires or on AC mains
- Quick, simple and safe replacement
- Simple replacement thanks to similar design as conventional compact fluorescent lamps
- Low energy consumption

Operation on ECG: please check compatibility at www.ledvance.com/ecg-compatibility

¹ L70/B50 | ² Energy efficiency class (EEC) on a scale of A++ (highest efficiency) to E (lowest efficiency) | ³ You will find further information and the exact guarantee terms and conditions at www.ledvance.com/guarantee | ⁴ Not suitable for tandem operation. | ⁵ Only suitable for temperatures of up to 35°C inside of the luminaire. | ⁶ Always check the latest update of the compatibility list available on www.ledvance.com/ecg-compatibility | ⁷ Not suitable for operation with low-loss and conventional control gears



1

2

PARATHOM DIM LINE R7s⁵ - Dimmable double-ended special LED lamps

Product name	GTIN (EAN)	W _{eq} W	W	lm	K	Ra	Beam angle ¹	L ₀ [mm]	d [mm]	t [h] ²	Energy efficiency class ³	IP No. ⁴	
PARATHOM DIM LINE R7s – dimmable¹, 75W-Replacement/100W-Replacement/125W-Replacement/150W-Replacement													
P DIM LINE 118.0 mm 125 15 W/2700K R7s	4058075811850	125	R7s	15	2000	2700	≥80	✓	118	29	25000	A++	1
P DIM LINE 118.0 mm 150 17.5 W/2700K R7s	4058075271999	150	R7s	17.5	2452	2700	≥80	✓	118	28	15000	A++	2

- Five year guarantee
- Low energy consumption
- Good all-around light emission
- Fits into most R7s luminaires thanks to excentric base

¹ LED lamps can be operated with a wide variety of commercially available dimmers; details and results of compatibility tests can be seen at www.ledvance.com/dim and in the additional technical product information sheets linked there | ² L70/B50 | ³ Energy efficiency class (EEC) on a scale of A++ (highest efficiency) to E (lowest efficiency) | ⁴ You will find further information and the exact guarantee terms and conditions at www.ledvance.com/guarantee | ⁵ To ensure full light efficiency and product lifetime, it is recommended to detach any glass or cover of the luminaire.



CIRCOLUX LED - Circular LED lamps with E27 screw base

Product name	GTIN (EAN)	wΔW	⚡	W	lm	K	Ra	↓ [mm]	∅ [mm]	t[h] ²	⏰ ³	💡 No.
CIRCOLUX LED – 100W-Replacement											IP 20	3 year guarantee ⁴
CIR 100 160° 17 W/2700K E27	4058075271708	100	E27	17	1521	2700	≥80	86	260	15000	A+	1


- High luminous flux
- Long lifetime of up to 15,000 h
- Low energy consumption
- Three year guarantee

LEDinestra DIM - Dimmable tubular LED lamps

Product name	GTIN (EAN)	wΔW	⚡	W	lm	K	Ra	↕ ¹	↓ [mm]	∅ [mm]	t[h] ²	⏰ ³	💡 No.
LEDinestra DIM – dimmable¹, 25W-Replacement/40W-Replacement												IP 20	3 year guarantee ⁴
LEDinestra 7 W/2700K 500 mm FR	4058075135581	40	S14d	7	470	2700	≥80	✓	500	29	25000	A	2
LEDinestra DIM – dimmable¹, 25W-Replacement/40W-Replacement/75W-Replacement												IP 20	3 year guarantee ⁴
LEDinestra 15 W/2700K 1000 mm FR	4058075135604	75	S14s	15	1055	2700	≥80	✓	1000	29	20000	A	3

- Very long lifetime of up to 25,000 h
- Low energy consumption
- Good color rendering

¹ LED lamps can be operated with a wide variety of commercially available dimmers; details and results of compatibility tests can be seen at www.ledvance.com/dim and in the additional technical product information sheets linked there | ² L70/B50 | ³ Energy efficiency class (EEC) on a scale of A++ (highest efficiency) to E (lowest efficiency) | ⁴ You will find further information and the exact guarantee terms and conditions at www.ledvance.com/guarantee | ⁵ To ensure full light efficiency and product lifetime, it is recommended to detach any glass or cover of the luminaire.




LEDinestra - Tubular LED lamps

Product name	GTIN (EAN)	W _{LED}	W	lm	K	Ra	L [mm]	d [mm]	t _h ¹	Energy efficiency class ²	IP20	3 year guarantee ³
LEDinestra – 25W-Replacement/40W-Replacement												
LEDinestra 25 200° 3.5 W/2700K S14d	4058075817753	25	S14d	3.5	260	2700	≥80	300	29	15000	A+	1
LEDinestra 40 200° 6 W/2700K S14d	4058075817791	40	S14d	6	470	2700	≥80	500	29	15000	A+	2
LEDinestra – 25W-Replacement/40W-Replacement												
LEDinestra 25 200° 3.5 W/2700K S14s	4058075817739	25	S14s	3.5	260	2700	≥80	300	29	15000	A+	3
LEDinestra 40 200° 6 W/2700K S14s	4058075817777	40	S14s	6	470	2700	≥80	500	29	15000	A+	4

- Long lifetime of up to 15,000 h
- Low energy consumption
- Good color rendering

¹ L70/B50 | ² Energy efficiency class (EEC) on a scale of A++ (highest efficiency) to E (lowest efficiency) | ³ You will find further information and the exact guarantee terms and conditions at www.ledvance.com/guarantee



PARATHOM DIM LED PIN G4 12 V^{5,6} - Dimmable low-voltage 12 V⁵ LED lamps with retrofit pin base G4

Product name	GTIN (EAN)	wΔW	⚡	W	lm	K	Ra	1	l [mm]	∅ d [mm]	t [h]	2	3	4	5
PARATHOM DIM LED PIN G4 12 V⁵ – dimmable¹, 20W-Replacement															
P DIM PIN 20 320° 2 W/2700K G4	4058075271746	20	G4	2	200	2700	≥80	✓	40	15	25000	A++			

- Very long lifetime of up to 25,000 h
- Very low energy consumption
- Easy replacement of halogen lamps thanks to compact design
- Ideal for decorative and free-burning applications

PARATHOM LED PIN G4 12 V⁵ - Low-voltage 12 V⁵ LED lamps with retrofit pin base G4

Product name	GTIN (EAN)	wΔW	⚡	W	lm	K	Ra	1	l [mm]	∅ d [mm]	t [h]	2	3	4	5
PARATHOM LED PIN G4 12 V⁵ – 10W-Replacement/20W-Replacement/28W-Replacement															
P PIN 20 1.8 W/2700K G4	4058075811430	20	G4	1.8	200	2700	≥80		36	13	15000	A++			2
P PIN 30 2.4 W/2700K G4	4058075811492	28	G4	2.4	300	2700	≥80		44	13	15000	A++			3

- Long lifetime of up to 15,000 h
- Low energy consumption
- Ideal for decorative and free-burning applications

PARATHOM LED PIN GY6.35 12 V⁵ - Low voltage 12V⁵ LED lamps with retrofit pin base GY6.35

Product name	GTIN (EAN)	wΔW	⚡	W	lm	K	Ra	1	l [mm]	∅ d [mm]	t [h]	2	3	4	5
PARATHOM LED PIN GY6.35 12 V⁵ – 28W-Replacement/35W-Replacement															
P PIN 35 320° 3.3 W/2700K GY6.35	4058075271944	35	GY6.35	3.3	400	2700	≥80		50	18	15000	A++			5

- Long lifetime of up to 15,000 h
- Low energy consumption
- Ideal for decorative and free-burning applications

¹ LED lamps can be operated with a wide variety of commercially available dimmers; details and results of compatibility tests can be seen at www.ledvance.com/dim and in the additional technical product information sheets linked there | ² L70/B50 | ³ Energy efficiency class (EEC) on a scale of A++ (highest efficiency) to E (lowest efficiency) | ⁴ You will find further information and the exact guarantee terms and conditions at www.ledvance.com/guarantee | ⁵ Compatible with many commercially available electronic switchgear devices. Details can be seen at www.ledvance.com/low-voltage-led-lamps | ⁶ To ensure full light efficiency and product lifetime, it is recommended to detach any glass or cover of the luminaire.



PARATHOM DIM LED PIN G9 - Dimmable LED lamps with retrofit pin base G9

Product name	GTIN (EAN)	w	W	lm	K	Ra	¹	$\frac{l}{d}$ (mm)	$\frac{d}{d}$ (mm)	t(h)	²	³	IP 20	⁴
PARATHOM DIM LED PIN G9 – dimmable¹, 32W-Replacement/40W-Replacement														
P DIM PIN 32 3.5 W/2700K G9	4058075811553	32	G9	3.5	350	2700	≥80	✓	58	20	25000	A++	1	5 year guarantee
P DIM PIN 40 4.4 W/2700K G9	4058075271791	40	G9	4.4	470	2700	≥80	✓	59	18	25000	A++	2	

- Very long lifetime of up to 25,000 h
- Very low energy consumption
- Ideal for decorative and free-burning applications

PARATHOM LED PIN G9 - LED lamps with retrofit pin base G9

Product name	GTIN (EAN)	w	W	lm	K	Ra	¹	$\frac{l}{d}$ (mm)	$\frac{d}{d}$ (mm)	t(h)	²	³	IP 20	⁴
PARATHOM LED PIN G9 – 20W-Replacement/30W-Replacement/40W-Replacement/48W-Replacement														
P PIN 30 2.6 W/2700K G9	4058075811515	30	G9	2.6	320	2700	≥80	52	15	15000	A++	3	4 year guarantee	
P PIN 40 3.8 W/2700K G9	4058075811812	40	G9	3.8	470	2700	≥80	58	20	15000	A++	1		
P PIN 50 4.8 W/2700K G9	4058075271845	48	G9	4.8	600	2700	≥80	59	18	15000	A++	4		
P PIN 50 4.8 W/4000K G9	4058075271890	48	G9	4.8	600	4000	≥80	59	18	15000	A++	4		

- Long lifetime of up to 15,000 h
- Very low energy consumption
- Ideal for decorative and free-burning applications

PARATHOM SPECIAL T26 - Special LED lamps for refrigerators

Product name	GTIN (EAN)	w	W	lm	K	Ra	¹	$\frac{l}{d}$ (mm)	$\frac{d}{d}$ (mm)	t(h)	²	³	IP 20	⁴
PARATHOM SPECIAL T26 – 12W-Replacement/20W-Replacement/25W-Replacement/40W-Replacement														
P SPC.T26 20 2.3 W/2700K E14	4052899961289	20	E14	2.3	200	2700	≥80	63	25	15000	A++	5		

- Low energy consumption
- Good all-around light emission
- Extremely small dimensions

¹ LED lamps can be operated with a wide variety of commercially available dimmers; details and results of compatibility tests can be seen at www.ledvance.com/dim and in the additional technical product information sheets linked there | ² L70/B50 | ³ Energy efficiency class (EEC) on a scale of A++ (highest efficiency) to E (lowest efficiency) | ⁴ You will find further information and the exact guarantee terms and conditions at www.ledvance.com/guarantee



PARATHOM Retrofit CLASSIC A - LED lamps with filament-style LED technology

Product name GTIN (EAN)

W
Im
K
Ra
1
2
3
No.

PARATHOM Retrofit CLASSIC A DIM – dimmable ¹ , 60W-Replacement/40W-Replacement/75W-Replacement/100W-Replacement													IP20	5
P CLAS A 60 7 W/2700K B22d	4058075287440	60	B22d	7	806	2700	≥80	✓	60	15000	A++	1		
P CLAS A 60 7 W/2700K B22d	4058075287464	60	B22d	7	806	2700	≥80	✓	60	15000	A++	2		
P CLAS A 40 CL 4.5 W/2700K E27	4058075287303	40	E27	4.5	470	2700	≥80	✓	60	15000	A++	4		
P CLAS A 40 FR 4.5 W/2700K E27	4058075287327	40	E27	4.5	470	2700	≥80	✓	60	15000	A++	5		
P CLAS A 60 CL 7 W/2700K E27	4058075287389	60	E27	7	806	2700	≥80	✓	60	15000	A++	3		
P CLAS A 60 7 W/2700K E27	4058075287402	60	E27	7	806	2700	≥80	✓	60	15000	A++	5		
P CLAS A 75 8.5 W/4000K E27	4058075287624	75	E27	8.5	1055	4000	≥80	✓	60	15000	A++	5		

PARATHOM Retrofit CLASSIC A – 40W-Replacement/60W-Replacement/75W-Replacement/100W-Replacement/150W-Replacement													IP20	4
P RF CLAS A 40 4 W/2700K E27	4052899961722	40	E27	4	470	2700	≥80	-	60	15000	A++	4		
P CLAS A 40 4 W/2700K E27	4058075817135	40	E27	4	470	2700	≥80	-	60	15000	A++	8		
P CLAS A 60 7 W/2700K E27	4058075817234	60	E27	7	806	2700	≥80	-	60	15000	A++	8		
P RF CLAS A 60 7 W/2700K E27	4052899961654	60	E27	7	806	2700	≥80	-	60	15000	A++	3		
P CLAS A 75 7.5 W/2700K E27	4058075287501	75	E27	7.5	1055	2700	≥80	-	60	15000	A++	6		
P CLAS A 75 8 W/2700K E27	4058075287525	75	E27	7.5	1055	2700	≥80	-	60	15000	A++	8		
P CLAS A 100 11 W/2700K E27	4058075287228	100	E27	11	1521	2700	≥80	-	60	10000	A++	7		

- Design, dimensions, luminous flux comparable to an incandescent or halogen lamp
- Very low energy consumption
- Robust against vibrations
- No UV and near-IR radiation in the light beam

¹ LED lamps can be operated with a wide variety of commercially available dimmers; details and results of compatibility tests can be seen at www.ledvance.com/dim and in the additional technical product information sheets linked there | ² L70/B50 | ³ Energy efficiency class (EEC) on a scale of A++ (highest efficiency) to E (lowest efficiency) | ⁴ You will find further information and the exact guarantee terms and conditions at www.ledvance.com/guarantee



PARATHOM Retrofit CLASSIC B - LED lamps with filament-style LED technology

Product name	GTIN (EAN)	W _{LED}	W _{inc}	W	lm	K	Ra	1	2	3	4	5	
PARATHOM Retrofit CLASSIC B DIM – dimmable¹, 40W-Replacement/60W-Replacement												IP20	5
P CLAS B 40 FR 4.5 W/2700K B22d	4058075287884	40	B22d	4.5	470	2700	≥80	✓	35	15000	A++	1	
P CLAS B 40 4.5 W/2700K E14	4058075287822	40	E14	4.5	470	2700	≥80	✓	35	15000	A++	2	
P CLAS B 40 CL 4.5 W/2700K E27	4058075287860	40	E27	4.5	470	2700	≥80	✓	35	15000	A++	3	
PARATHOM Retrofit CLASSIC B – 25W-Replacement/40W-Replacement/60W-Replacement												IP20	4
P RF CLAS B 25 2.8 W/2700K E14	4058075287648	25	E14	2.5	250	2700	≥80	-	35	15000	A++	4	
P RF CLAS B 25 FR 2.5 W/2700K E14	4058075287662	25	E14	2.5	250	2700	≥80	-	35	15000	A++	5	
P CLAS B 40 4 W/2700K E14	4058075287747	40	E14	4	470	2700	≥80	-	35	15000	A++	2	
P CLAS B 40 4 W/2700K E14	4058075287785	40	E14	4	470	2700	≥80	-	35	15000	A++	5	

- Design, dimensions, luminous flux comparable to an incandescent lamp
- Very low energy consumption
- Robust against vibrations
- Instant 100 % light, no warm-up time

¹ LED lamps can be operated with a wide variety of commercially available dimmers; details and results of compatibility tests can be seen at www.ledvance.com/dim and in the additional technical product information sheets linked there | ² L70/B50 | ³ Energy efficiency class (EEC) on a scale of A++ (highest efficiency) to E (lowest efficiency) | ⁴ You will find further information and the exact guarantee terms and conditions at www.ledvance.com/guarantee



PARATHOM Retrofit CLASSIC P - LED lamps with filament-style LED technology

Product name GTIN (EAN)

W_{max}
W
lm
K
Ra
1
2
3
No.

PARATHOM Retrofit CLASSIC P DIM – dimmable ¹ , 40W-Replacement/25W-Replacement/60W-Replacement													IP 20	5
P CLAS P 40 4.5 W/2700K B22d	4058075288225	40	B22d	4.5	470	2700	≥80	✓	45	15000	A++	1		
P CLAS P 40 4.5 W/2700K E14	4058075288126	40	E14	4.5	470	2700	≥80	✓	45	15000	A++	2		
P CLAS P 25 2.8 W/2700K E27	4058075288508	25	E27	2.8	250	2700	≥80	✓	45	15000	A++	3		
P CLAS P 40 FR 4.5 W/2700K E27	4058075288201	40	E27	4.5	470	2700	≥80	✓	45	15000	A++	5		
P CLAS P 60 7 W/4000K E27	4058075287426	60	E27	7	806	4000	≥80	✓	60	15000	A++	6		

PARATHOM Retrofit CLASSIC P – 40W-Replacement/25W-Replacement/60W-Replacement/15W-Replacement													IP 20	4
P CLAS P 25 2.5 W/2700K E14	4058075287969	25	E14	2.5	250	2700	≥80	-	45	15000	A++	8		
P RF CLAS P 40 4 W/2700K E14	4058075288089	40	E14	4	470	2700	≥80	-	45	15000	A++	7		
P CLAS P 60 7 W/2700K E27	4058075288560	60	E27	7	806	2700	≥80	-	45	15000	A++	4		

- Design, dimensions, luminous flux comparable to an incandescent lamp
- Very low energy consumption
- Robust against vibrations
- Lamps with innovative LED „filament“ technology

¹ LED lamps can be operated with a wide variety of commercially available dimmers; details and results of compatibility tests can be seen at www.ledvance.com/dim and in the additional technical product information sheets linked there | ² L70/B50 | ³ Energy efficiency class (EEC) on a scale of A++ (highest efficiency) to E (lowest efficiency) | ⁴ You will find further information and the exact guarantee terms and conditions at www.ledvance.com/guarantee



1

2

PARATHOM Retrofit CLASSIC GLOBE - LED lamps with filament-style LED technology

Product name	GTIN (EAN)	W _{LED}	W _{inc}	W	lm	K	Ra	1	2	3	4	5	6
PARATHOM Retrofit CLASSIC GLOBE – 25W-Replacement/40W-Replacement/60W-Replacement/100W-Replacement													
P RF GLOBE 25 2.5 W/2700K E27	4058075288263	25	E27	2.5	250	2700	≥80	-	125	15000	A+	1	
P RF GLOBE 40 4 W/2700K E27	4058075288287	40	E27	4	470	2700	≥80	-	124	15000	A++	2	
P RF GLOBE 60 6.5 W/2700K E27	4058075288300	60	E27	6.5	806	2700	≥80	-	124	15000	A++	2	

- Lamps with innovative LED „filament“ technology
- Very low energy consumption
- Can be easily fitted instead of ordinary light bulbs
- Instant 100 % light, no warm-up time

¹ LED lamps can be operated with a wide variety of commercially available dimmers; details and results of compatibility tests can be seen at www.ledvance.com/dim and in the additional technical product information sheets linked there | ² L70/B50 | ³ Energy efficiency class (EEC) on a scale of A++ (highest efficiency) to E (lowest efficiency) | ⁴ You will find further information and the exact guarantee terms and conditions at www.ledvance.com/guarantee



1

PARATHOM Retrofit CLASSIC ST - LED lamps with filament-style LED technology

Product name	GTIN (EAN)	W	W	lm	K	Ra	Ø (mm)	t ₉₀ ¹	IP ₂₀ ²	Energy efficiency class	No.
LED Retrofit CLASSIC ST – 40W-Replacement/60W-Replacement											
LEDISON CLAS ST 40 4.5 W/2700K E27	4058075287167	40	E27	4.5	470	2700	≥80	64	15000	A++	1
LEDISON CLAS ST 60 7 W/2700K E27	4058075287181	60	E27	7	806	2700	≥80	64	15000	A++	1

- Lamps with innovative LED „filament“ technology
- Very low energy consumption
- Instant 100 % light, no warm-up time
- Can be easily fitted instead of ordinary light bulbs

¹ L70/B50 | ² Energy efficiency class (EEC) on a scale of A++ (highest efficiency) to E (lowest efficiency) | ³ You will find further information and the exact guarantee terms and conditions at www.ledvance.com/guarantee



Vintage 1906 LED - LED lamps, vintage edition

Product name	GTIN (EAN)	W ¹	Im	K	Ra	1	2	3	4	5	6	7	8	9	10	11	12	13	14	15	16	17	18	19	20		
Vintage 1906 LED – dimmable¹, 12W-Replacement/25W-Replacement/28W-Replacement/55W-Replacement																											
1906 LED GLOBE 12 5 W/1800K E27	4058075270046	12	E27	5	110	1800	≥80	✓	200	15000	A	1															
1906 LED CLAS A 12 5 W/1800K E27	4058075270022	12	E27	5	110	1800	≥80	✓	160	15000	A	2															
RF1906 CLAS ST 25 4.5 W/2000K E27	4058075269965	25	E27	4.5	250	2000	≥80	✓	64	15000	A	3															
RF1906 GLOBE 25 4.5 W/2000K E27	4058075270008	25	E27	4.5	250	2000	≥80	✓	125	15000	A	4															
1906 LED CLAS A 28 5 W/2000K E27	4058075269705	28	E27	5	300	2000	≥80	✓	160	15000	A+	5															
1906 LED GLOBE 28 5 W/2000K E27	4058075269729	28	E27	5	300	2000	≥80	✓	200	15000	A+	6															

- Very low energy consumption
- Instant 100 % light, no warm-up time
- Can be easily fitted instead of ordinary light bulbs
- Lamps with innovative LED „filament“ technology

¹ LED lamps can be operated with a wide variety of commercially available dimmers; details and results of compatibility tests can be seen at www.ledvance.com/dim and in the additional technical product information sheets linked there | ² L70/B50 | ³ Energy efficiency class (EEC) on a scale of A++ (highest efficiency) to E (lowest efficiency) | ⁴ You will find further information and the exact guarantee terms and conditions at www.ledvance.com/guarantee



Vintage 1906 LED - LED lamps, vintage edition

Product name	GTIN (EAN)	W	Im	K	Ra	1	2	3	No.
--------------	------------	---	----	---	----	---	---	---	-----

Vintage 1906 LED – dimmable ¹ , 12W-/15W-/20W-/22W-/25W-/28W-/35W-/36W-/37W-/40W-/52W-/55W-/68W-Replacement										IP 20		
1906 LED GLOBE 12 5 W/1800K E27	4058075269927	12	E27	5	110	1800	≥80	-	200	15000	A	1
1906 LED CLAS A 12 5 W/1800K E27	4058075269903	12	E27	5	110	1800	≥80	-	160	15000	A	2
RF1906 CLAS ST 15 5 W/1800K E27	4058075269941	15	E27	5	140	1800	≥80	-	64	15000	A	3
RF1906 GLOBE 15 5 W/1800K E27	4058075269989	15	E27	5	140	1800	≥80	-	125	15000	A	4
RF1906 GLOBE 36 4.5 W/2500K E27	4058075269828	36	E27	4.5	420	2500	≥80	-	95	15000	A+	5

- Very low energy consumption
- Instant 100 % light, no warm-up time
- Can be easily fitted instead of ordinary light bulbs
- Lamps with innovative LED „filament“ technology

¹ LED lamps can be operated with a wide variety of commercially available dimmers; details and results of compatibility tests can be seen at www.ledvance.com/dim and in the additional technical product information sheets linked there | ² L70/B50 | ³ Energy efficiency class (EEC) on a scale of A++ (highest efficiency) to E (lowest efficiency)



PARATHOM CLASSIC A - LED lamps with classic bulbs

Product name	GTIN (EAN)	W _{LED}	W	lm	K	Ra	1	2	3	No.
--------------	------------	------------------	---	----	---	----	---	---	---	-----

PARATHOM CLASSIC A DIM – dimmable ¹ , 60W-Replacement/75W-Replacement/100W-Replacement/150W-Replacement											IP20	
P CLAS A 60 8.8 W/2700K E27	4058075292550	60	E27	8.8	806	2700	≥80	✓	60	25000	A+	1
P CLAS A 75 FR 11 W/2700K E27	4058075292574	75	E27	11	1055	2700	≥80	✓	60	25000	A+	2
P CLAS A 100 13 W/2700K E27	4058075292598	100	E27	13	1521	2700	≥80	✓	60	25000	A+	3
P CLAS A 150 21 W/2700K E27	4058075292611	150	E27	21	2452	2700	≥80	✓	67	25000	A+	4

PARATHOM CLASSIC A – 60W-Replacement/40W-Replacement/75W-Replacement/100W-Replacement/150W-Replacement											IP20	
P CLAS A 40 5.5 W/2700K E27	4058075292277	40	E27	5.5	470	2700	≥80	-	60	15000	A+	6
P CLAS A 40 5.5 W/4000K E27	4058075292246	40	E27	5.5	470	4000	≥80	-	60	15000	A+	6
P CLAS A 60 FR 8.5 W/2700K E27	4058075291966	60	E27	8.5	806	2700	≥80	-	60	15000	A+	1
P CLAS A 60 8.5 W/4000K E27	4058075292291	60	E27	8.5	806	4000	≥80	-	60	15000	A+	1
P CLAS A 75 11 W/2700K E27	4058075292024	75	E27	11	1055	2700	≥80	-	60	15000	A+	2
P CLAS A 75 11 W/4000K E27	4058075292048	75	E27	11	1055	4000	≥80	-	60	15000	A+	2
P CLAS A 150 19 W/2700K E27	4058075292536	150	E27	19	2451	2700	≥80	-	68	15000	A++	4

- Very long lifetime of up to 25,000 h
- Low energy consumption
- High color consistency thanks to narrow binning
- Easy replacement of classic lamps thanks to compact design

¹ LED lamps can be operated with a wide variety of commercially available dimmers; details and results of compatibility tests can be seen at www.ledvance.com/dim and in the additional technical product information sheets linked there | ² L70/B50 | ³ Energy efficiency class (EEC) on a scale of A++ (highest efficiency) to E (lowest efficiency)



1

PARATHOM CLASSIC B - LED lamps with classic bulbs

Product name	GTIN (EAN)	W	lm	K	Ra	1	2	3	4	5	6	7	8	9	10
PARATHOM CLASSIC B DIM – dimmable¹, 40W-Replacement															
P CLAS B 40 5 W/2700K E14	4058075292215	40	E14	5	470	2700	≥80	✓	35	25000	A+	1	IP20	5 year guarantee	
PARATHOM CLASSIC B – 40W-Replacement															
P CLAS B 40 5 W/2700K E14	4058075292338	40	E14	5	470	2700	≥80	-	35	15000	A+	1	IP20	4 year guarantee	

- Very long lifetime of up to 25,000 h
- Low energy consumption
- High color consistency thanks to narrow binning
- Easy replacement of classic lamps thanks to compact design

¹ LED lamps can be operated with a wide variety of commercially available dimmers; details and results of compatibility tests can be seen at www.ledvance.com/dim and in the additional technical product information sheets linked there | ² L70/B50 | ³ Energy efficiency class (EEC) on a scale of A++ (highest efficiency) to E (lowest efficiency) | ⁴ You will find further information and the exact guarantee terms and conditions at www.ledvance.com/guarantee



1

2

PARATHOM CLASSIC P - LED lamps with classic bulbs

Product name	GTIN (EAN)	wΔW	⏏	W	lm	K	Ra	1	∅ _d (mm)	t[h]	3	Lightbulb No.	IP20	4
PARATHOM CLASSIC P DIM – dimmable¹, 40W-Replacement													5	
P CLAS P 40 FR 5 W/2700K E14	4058075292352	40	E14	5	470	2700	≥80	✓	45	25000	A+		1	
PARATHOM CLASSIC P – 40W-Replacement													4	
P CLAS P 40 5 W/2700K E14	4058075291997	40	E14	5	470	2700	≥80	-	27	15000	A+		1	

- Very long lifetime of up to 25,000 h
- Low energy consumption
- High color consistency thanks to narrow binning
- Easy replacement of classic lamps thanks to compact design

PARATHOM STICK - LED lamps, classic stick shape

Product name	GTIN (EAN)	wΔW	⏏	W	lm	K	Ra	1	∅ _d (mm)	t[h]	3	Lightbulb No.	IP20	4
PARATHOM STICK – 60W-Replacement/75W-Replacement													4	
P STICK 60 FR 8 W/2700K E27	4058075292635	60	E27	8	806	2700	≥80		40.4	15000	A+		2	

- Low energy consumption
- Attractive lamp appearance

¹ LED lamps can be operated with a wide variety of commercially available dimmers; details and results of compatibility tests can be seen at www.ledvance.com/dim and in the additional technical product information sheets linked there | ² L70/B50 | ³ Energy efficiency class (EEC) on a scale of A++ (highest efficiency) to E (lowest efficiency) | ⁴ You will find further information and the exact guarantee terms and conditions at www.ledvance.com/guarantee



1

LED VALUE CLASSIC A - LED lamps, classic bulb shape

Product name	GTIN (EAN)	W	lm	K	Ra	Ø (mm)	t(h)	IP	No.
LED VALUE CLASSIC A – 40W-Replacement/60W-Replacement/75W-Replacement/100W-Replacement									
LED VALUE CLAS A 60 FR 8.5 W/2700K E27	4052899326842	60	806	2700	≥80	60	10000	A+	1

- Very low energy consumption
- Shockproof and vibration-proof thanks to LED technology
- No UV radiation in the light beam
- Instant 100 % light, no warm-up time

¹ L70/B50 | ² Energy efficiency class (EEC) on a scale of A++ (highest efficiency) to E (lowest efficiency) | ³ You will find further information and the exact guarantee terms and conditions at www.ledvance.com/guarantee



PARATHOM PAR16 - LED reflector lamps PAR16 with retrofit pin base

Product name	GTIN (EAN)	W	Im	cd	K	Ra	1	2	3	4			
PARATHOM PRO PAR16 – dimmable¹, 36°–220-240V, 35W-Replacement/50W-Replacement/80W-Replacement													
PPRO PAR 16 35 36° 3.7 W/2700K GU10	4058075260016	35	GU10	3.7	230	690	2700	97	✓	51	40000	A	1
PPRO PAR 16 35 36° 3.7 W/3000K GU10	4058075259997	35	GU10	3.7	230	690	3000	97	✓	51	40000	A	1
PPRO PAR 16 35 36° 3.7 W/4000K GU10	4058075259898	35	GU10	3.7	230	690	4000	97	✓	51	40000	A	1
PPRO PAR 16 50 36° 6.5 W/2700K GU10 DIM	4058075095427	50	GU10	6.5	350	880	2700	97	✓	51	40000	A	1
PPRO PAR 16 50 36° 6.5 W/3000K GU10 DIM	4058075095403	50	GU10	6.5	350	880	3000	97	✓	51	40000	A	1
PPRO PAR 16 80 36° 8.7 W/2700K GU10	4058075260191	80	GU10	8.7	575	1000	2700	97	✓	51	40000	A+	2
PPRO PAR 16 80 36° 8.7 W/3000K GU10	4058075260177	80	GU10	8.7	575	1000	3000	97	✓	51	40000	A+	2
PPRO PAR 16 80 36° 8.7 W/4000K GU10	4058075260153	80	GU10	8.7	575	1000	4000	97	✓	51	40000	A+	2
PARATHOM PAR16 DIM – dimmable¹, 36°–60°–120°, 220-240V, 50W-Replacement/35W-Replacement/80W-Replacement/100W-Replacement													
P PAR 16 50 36° 5.2 W/2700K E14	4058075264366	50	E14	5.2	350	700	2700	≥90	✓	50	25000	A+	3
P PAR 16 35 36° 3.7 W/2700K GU10	4058075259973	35	GU10	3.7	230	630	2700	≥90	✓	51	25000	A+	1
P PAR 16 35 36° 3.7 W/3000K GU10	4058075259959	35	GU10	3.7	230	630	3000	≥90	✓	51	25000	A+	1
P PAR 16 50 36° 5.5 W/2700K GU10	4058075260139	50	GU10	5.5	350	720	2700	≥90	✓	51	25000	A+	1
P PAR 16 50 36° 5.5 W/3000K GU10	4058075260115	50	GU10	5.5	350	720	3000	≥90	✓	51	25000	A+	1
P PAR 16 50 36° 5.5 W/4000K GU10	4058075260054	50	GU10	5.5	350	720	4000	≥90	✓	51	25000	A+	1
P PAR16 DIM 80 120° 8 W/2700K GU10	4058075095601	80	GU10	8	575	210	2700	≥80	✓	51	25000	A+	4
P PAR 16 80 36° 8 W/2700K GU10	4058075095489	80	GU10	8	575	1439	2700	≥80	✓	51	25000	A+	1
P PAR16 DIM 80 60° 8 W/3000K GU10	4058075095526	80	GU10	8	575	680	3000	≥80	✓	51	25000	A+	1
P PAR 16 80 36° 8 W/3000K GU10	4058075095465	80	GU10	8	575	1439	3000	≥80	✓	51	25000	A+	1
P PAR16 DIM 80 60° 8 W/4000K GU10	4058075095502	80	GU10	8	575	680	4000	≥80	✓	51	25000	A+	1
P PAR 16 80 36° 8 W/4000K GU10	4058075095441	80	GU10	8	575	1439	4000	≥80	✓	51	25000	A+	1

¹ LED lamps can be operated with a wide variety of commercially available dimmers; details and results of compatibility tests can be seen at www.ledvance.com/dim and in the additional technical product information sheets linked there | ² L70/B50 | ³ Energy efficiency class (EEC) on a scale of A++ (highest efficiency) to E (lowest efficiency) | ⁴ You will find further information and the exact guarantee terms and conditions at www.ledvance.com/guarantee



PARATHOM PAR16 - LED reflector lamps PAR16 with retrofit pin base

Product name GTIN (EAN)

W/W
W
lm
cd
K
Ra
Ø d (mm)
t(h)
IP
No.

PARATHOM PAR16 – 36°–120°–60°, 220-240V, 50W-Replacement/35W-Replacement/80W-Replacement/100W-Replacement													IP20
P PAR 16 50 36° 4.5 W/2700K E14	4058075264342	50	E14	4.5	350	700	2700	≥80	50	15000	A+	1	
P PAR 16 35 36° 2.6 W/2700K GU10	4058075259935	35	GU10	2.6	230	450	2700	≥80	51	15000	A++	2	
P PAR 16 50 120° 4.3 W/2700K GU10	4052899958111	50	GU10	4.3	350	130	2700	≥80	51	15000	A+	3	
P PAR 16 50 36° 4.3 W/2700K GU10	4052899958104	50	GU10	4.3	350	720	2700	≥80	51	15000	A++	2	
P PAR 16 50 36° 4.3 W/3000K GU10	4052899451735	50	GU10	4.3	350	720	3000	≥80	51	15000	A++	2	
P PAR 16 80 36° 6.9 W/2700K GU10	4052899958173	80	GU10	6.9	575	1164	2700	≥80	51	15000	A+	2	
P PAR 16 80 36° 6.9 W/3000K GU10	4058075815650	80	GU10	6.9	575	1164	3000	≥80	51	15000	A+	2	
P PAR 16 80 36° 6.9 W/4000K GU10	4052899958180	80	GU10	6.9	575	1164	4000	≥80	51	15000	A+	2	

- Low energy consumption
- Easy replacement of halogen lamps due to compact full glass design and single optic
- Instant 100 % light, no warm-up time
- Ideal for economical spotlighting

¹ L70/B50 | ² Energy efficiency class (EEC) on a scale of A++ (highest efficiency) to E (lowest efficiency)



1

LED VALUE PAR16 - LED reflector lamps PAR16 with retrofit pin base

Product name	GTIN (EAN)	W _{LED}	W	lm	cd	K	Ra	Ø _{max}	t _h ¹	IP _{code} ²	No.	
LED VALUE PAR16 – 36°–60°–120°, 220-240V, 25W-Replacement/50W-Replacement/80W-Replacement												
PAR16 25 36° 2 W/2700K GU10	4058075303027	25	GU10	2	144	320	2700	≥80	51	15000	A++	1

- Ideal for economical spotlighting
- Alternative to line-voltage halogen lamps
- Very low energy consumption
- No UV and near-IR radiation in the light beam

¹ L70/B50 | ² Energy efficiency class (EEC) on a scale of A++ (highest efficiency) to E (lowest efficiency)



PARATHOM MR16⁵ - Low-voltage LED reflector lamps MR16 with retrofit pin base

Product name	GTIN (EAN)	W ¹	lm	cd	K	Ra	1	2	3	4			
PARATHOM PRO MR16 – dimmable¹, 36°, 12V⁵, 20W-Replacement/35W-Replacement/43W-Replacement													
P MR16 20 36° DIM 4.5 W/3000K GU5.3	4058075095649	20	GU5.3	4.5	230	600	3000	97	✓	51	40000	A	1
PPRO MR16 43 36° DIM 7.8 W/3000K GU5.3	4058075095045	43	GU5.3	7.8	500	1150	3000	97	✓	51	40000	A	2
PARATHOM MR16 DIM – dimmable¹, 36°, 12V⁵, 20W-Replacement/35W-Replacement/50W-Replacement													
P MR16 20 36° 3.4 W/2700K GU5.3	4058075094871	20	GU5.3	3.4	230	600	2700	≥80	✓	51	25000	A+	1
P MR16 20 36° 3.4 W/3000K GU5.3	4058075094857	20	GU5.3	3.4	230	600	3000	≥80	✓	51	25000	A+	1
P MR16 20 36° 3.4 W/4000K GU5.3	4058075094833	20	GU5.3	3.4	230	600	4000	≥80	✓	51	25000	A+	1
P MR16 35 36° 5 W/2700K GU5.3	4058075094956	35	GU5.3	5	350	950	2700	≥80	✓	51	25000	A+	1
P MR16 35 36° 5 W/3000K GU5.3	4058075094932	35	GU5.3	5	350	950	3000	≥80	✓	51	25000	A+	1
P MR16 35 36° 5 W/4000K GU5.3	4058075094895	35	GU5.3	5	350	950	4000	≥80	✓	51	25000	A+	1
P MR16 50 36° 7.8 W/2700K GU5.3	4058075095120	50	GU5.3	7.8	621	1430	2700	≥80	✓	51	25000	A+	2
P MR16 50 36° 7.8 W/3000K GU5.3	4058075095106	50	GU5.3	7.8	621	1430	3000	≥80	✓	51	25000	A+	2
P MR16 50 36° 7.8 W/4000K GU5.3	4058075095083	50	GU5.3	7.8	621	1430	4000	≥80	✓	51	25000	A+	2
PARATHOM MR16 – 36°, 12V⁵, 20W-Replacement/35W-Replacement/50W-Replacement													
P MR16 20 36° 2.9 W/2700K GU5.3	4052899957749	20	GU5.3	2.9	230	600	2700	≥80	-	51	15000	A+	1
P MR16 35 36° 4.6 W/2700K GU5.3	4052899957770	35	GU5.3	4.6	350	950	2700	≥80	-	51	15000	A+	1
P MR16 35 36° 4.6 W/3000K GU5.3	4058075815513	35	GU5.3	4.6	350	950	3000	≥80	-	51	15000	A+	1
P MR16 35 36° 4.6 W/4000K GU5.3	4052899957787	35	GU5.3	4.6	350	950	4000	≥80	-	51	15000	A+	1
P MR16 50 36° 7.2 W/2700K GU5.3	4052899957817	50	GU5.3	7.2	621	1430	2700	≥80	-	51	15000	A+	2
P MR16 50 36° 7.2 W/3000K GU5.3	4058075815575	50	GU5.3	7.2	621	1430	3000	≥80	-	51	15000	A+	2

- Short payback period thanks to low energy consumption and maintenance costs
- Premium light quality thanks to high color rendering index and narrow binning
- Easy replacement of halogen lamps due to compact full glass design and single optic

¹ LED lamps can be operated with a wide variety of commercially available dimmers; details and results of compatibility tests can be seen at www.ledvance.com/dim and in the additional technical product information sheets linked there | ² L70/B50 | ³ Energy efficiency class (EEC) on a scale of A++ (highest efficiency) to E (lowest efficiency) | ⁴ You will find further information and the exact guarantee terms and conditions at www.ledvance.com/guarantee | ⁵ Compatible with many commercially available electronic switchgear devices. Details can be seen at www.ledvance.com/low-voltage-led-lamps



PARATHOM MR11⁵ - Low-voltage LED reflector lamps MR11 with retrofit pin base

Product name	GTIN (EAN)	w@W	⚡	W	lm	cd	K	Ra	1	∅ d (mm)	2	3	4
PARATHOM MR11 12 V DIM – dimmable¹, 36°, 12V⁵, 20W-Replacement/35W-Replacement													IP20 5 year guarantee
P MR11 20 36° 3.2 W/2700K GU4	4058075263925	20	GU4	3.2	184	400	2700	≥90	✓	35	25000	A+	1
PARATHOM MR11 12 V – 36°, 12V⁵, 20W-Replacement/35W-Replacement													IP20 4 year guarantee
P MR11 35 36° 4 W/2700K GU4	4058075105317	35	GU4	4	345	600	2700	≥80	-	35	15000	A+	1

- Very long lifetime of up to 25,000 h
- Low energy consumption
- Easy relamping thanks to compact design and GU4 base
- Instant 100 % light, no warm-up time

PARATHOM PRO LEDspot 111⁵ - LED reflector lamps AR111 with retrofit pin base

Product name	GTIN (EAN)	w@W	⚡	W	lm	cd	K	Ra	1	∅ d (mm)	2	3	4
PARATHOM PRO LEDspot 111 – dimmable¹, 24°–40°, 12V⁵, 50W-Replacement/75W-Replacement/100W-Replacement													CRI 97 IP20 5 year guarantee
P AR111 50 40° 11.8 W/2700K G53	4058075264519	50	G53	11.8	650	1600	2700	97	✓	110.7	40000	A	2
P AR111 50 24° 11.8 W/3000K G53	4058075264458	50	G53	11.8	650	2600	3000	97	✓	110.7	40000	A	2
P AR111 50 40° 11.8 W/3000K G53	4058075264496	50	G53	11.8	650	1600	3000	97	✓	110.7	40000	A	2
P AR111 75 24° 15 W/2700K G53	4058075105058	75	G53	15	800	4000	2700	97	✓	111	40000	A	2
P AR111 75 40° 15 W/2700K G53	4058075105096	75	G53	15	800	2200	2700	97	✓	111	40000	A	2
P AR111 75 40° 15 W/3000K G53	4058075105072	75	G53	15	800	2200	3000	97	✓	111	40000	A	2

- Short payback period thanks to low energy consumption and maintenance costs
- Premium light quality thanks to high color rendering index and narrow binning
- Easy replacement of halogen lamps due to compact design and single optic design

¹ LED lamps can be operated with a wide variety of commercially available dimmers; details and results of compatibility tests can be seen at www.ledvance.com/dim and in the additional technical product information sheets linked there | ² L70/B50 | ³ Energy efficiency class (EEC) on a scale of A++ (highest efficiency) to E (lowest efficiency) | ⁴ You will find further information and the exact guarantee terms and conditions at www.ledvance.com/guarantee | ⁵ Compatible with many commercially available electronic switchgear devices. Details can be seen at www.ledvance.com/low-voltage-led-lamps



PARATHOM R50/63/80 - LED reflector lamps with retrofit screw base

Product name	GTIN (EAN)	W	lm	cd	K	Ra	Beam angle	Beam diameter	Beam length	Beam diameter at 2m	L70/B50	Energy efficiency class (EEC)	Life span (h)	IP	Guarantee
PARATHOM R50 DIM – dimmable¹, 36°, 220-240V, 60W-Replacement															
P R50 60 36° 5.9 W/2700K E14	4058075096943	60	E14	5.9	345	600	2700	≥90	✓	50	25000	A+	1	IP20	5 year guarantee
PARATHOM R80 DIM – dimmable¹, 36°, 220-240V, 60W-Replacement/100W-Replacement															
P R80 60 36° 5.9 W/2700K E27	4058075097308	60	E27	5.9	345	630	2700	≥90	✓	80	15000	A+	2	IP20	













- Very long lifetime of up to 25,000 h
- Low energy consumption
- Easy replacement of halogen lamps thanks to compact design
- Instant 100 % light, no warm-up time

¹ LED lamps can be operated with a wide variety of commercially available dimmers; details and results of compatibility tests can be seen at www.ledvance.com/dim and in the additional technical product information sheets linked there | ² L70/B50 | ³ Energy efficiency class (EEC) on a scale of A++ (highest efficiency) to E (lowest efficiency) | ⁴ You will find further information and the exact guarantee terms and conditions at www.ledvance.com/guarantee



1 2

PARATHOM PAR20/30/38 - LED reflector lamps with retrofit screw base

Product name	GTIN (EAN)								 ¹	 ²	 ²	 ³	 ⁴
PARATHOM PAR30 DIM – dimmable¹, 36°, 220-240V, 75W-Replacement													
P PAR 30 75 36° 10 W/2700K E27	4058075264304	75	E27	10	633	1600	2700	≥90	✓	95	25000	A	1
PARATHOM PAR38 – 0°–15°–30°, 220-240V, 120W-Replacement													
P PAR 38 120 15° 12.5 W/2700K E27	4058075264069	120	E27	12.5	1035	4500	2700	≥80	-	120	25000	A+	2

- Low energy consumption
- Easy replacement of halogen lamps thanks to compact design
- Instant 100 % light, no warm-up time

¹ LED lamps can be operated with a wide variety of commercially available dimmers; details and results of compatibility tests can be seen at www.ledvance.com/dim and in the additional technical product information sheets linked there | ² L70/B50 | ³ Energy efficiency class (EEC) on a scale of A++ (highest efficiency) to E (lowest efficiency) | ⁴ You will find further information and the exact guarantee terms and conditions at www.ledvance.com/guarantee



LED THREE STEP DIM - LED lamps with three-step dimming

Product name	GTIN (EAN)	W	W	lm	K	Ra	Ø d (mm)	t _h	1	2	3	4
LED THREE STEP DIM CLASSIC A – 60W-Replacement												
SST CLAS A 60 6.5 W/2700K E27	4058075269743	60	E27	6.5	806	2700	≥80	60	15000	A++	1	IP20 4 year guarantee
LED THREE STEP DIM CLASSIC B – 40W-Replacement												
SST CLAS B 40 4 W/2700K E14	4058075269767	40	E14	4	470	2700	≥80	35	20000	A++	2	IP20 4 year guarantee
LED THREE STEP DIM CLASSIC P – 40W-Replacement												
SST CLAS P 40 4 W/2700K E14	4058075269842	40	E14	4	470	2700	≥80	45	15000	A++	3	IP20 4 year guarantee

- Easy three-step dimming by repeatedly pressing the wall switch
- Easy and cost-effective operation, no dimmer required
- Low energy consumption
- Easy relamping thanks to compact design

¹ L70/B50 | ² Energy efficiency class (EEC) on a scale of A++ (highest efficiency) to E (lowest efficiency) | ³ You will find further information and the exact guarantee terms and conditions at www.ledvance.com/guarantee



LEDVANCE

Find more local OSRAM subsidiaries
on www.osram.com/ds

OSRAM GmbH

Headquarters Germany
Phone: +49 89 6213-0
E-mail: contact@osram.com

OSRAM a.s Office Austria

Phone: +43 1 250 24
E-mail: info@osram.at

OSRAM Benelux B.V. Netherlands

Phone: +31 (0) 88 750 8800
E-mail: osram@osram.nl

Belgium

Phone: +32 (0) 2 588 49 51
E-mail: osram@osram.be

OSRAM Lighting Middle East FZE Dubai – United Arab Emirates

Phone: +971 4 523 1777
E-mail: ds-mea@osram.com

OSRAM Lighting SASU France

Phone: +33 3 68 41 89 33
E-mail: oem@osram.fr

OSRAM Limited Great Britain

Phone: +44 1925 273 360
E-mail: oem@osram.com

OSRAM Sp. z.o.o. Poland

Phone: +48 22 376 57 00
E-mail: biuro.pl@osram.pl

OSRAM GMBH is distribution partner
of LEDVANCE for Lamps

OSRAM

OSRAM GmbH
Headquarters Germany
Marcel-Breuer-Straße 6
80807 Munich
www.osram.com

LEDVANCE is the licensee of product
trademark OSRAM in general lighting

LEDVANCE.COM

