

Compact. Versatile. Reliable.





Automotive



Aerospace



Truck



Hydraulics



Electrical

Powering business worldwide

Eaton delivers the power inside hundreds of products that are answering the demands of today's fast changing world.

We help our customers worldwide manage the power they need for buildings, aircraft, trucks, cars, machinery and entire businesses. And we do it in a way that consumes fewer resources.

Next generation transportation

Eaton is driving the development of new technologies – from hybrid drivetrains and emission control systems to advanced engine components – that reduce fuel consumption and emissions in trucks and cars.

Higher expectations

We continue to expand our aerospace solutions and services to meet the needs of new aviation platforms, including the high-flying light jet and very light jet markets.

Powering Greener Buildings and Businesses

Eaton's Electrical Group is a leading provider of power quality, distribution and control solutions that increase energy efficiency and improve power quality, safety and reliability. Our solutions offer a growing portfolio of "green" products and services, such as energy audits and real-time energy consumption monitoring. Eaton's Uninterruptible Power Supplies (UPS), variable-speed drives and lighting controls help conserve energy and increase efficiency.

Building on our strengths

Our hydraulics business combines localised service and support with an innovative portfolio of fluid power solutions to answer the needs of global infrastructure projects, including locks, canals and dams.

Pushbutton and indicating light A22



Pushbutton and indicating light A22

- In accordance with IEC/EN 60947 and VDE0660
- Modular structure is suitable for different application requirements
- They can be mounted without any need for tools
- Contact blocks are finger touch safe
- Up to 6 contact blocks can be mounted on each mounting location

Pushbutton and indicating light A22

Product overview 1

Complete pushbutton units for flush mounting. 3

Complete pushbutton units for surface mounting, compact indicating light. 4

Emergency stop switch. 5

Pushbutton operator. 6

Selector switch operator 7

Key operated selector switch operator 7

Illuminated pushbutton operator. 8

Indicating light. 8

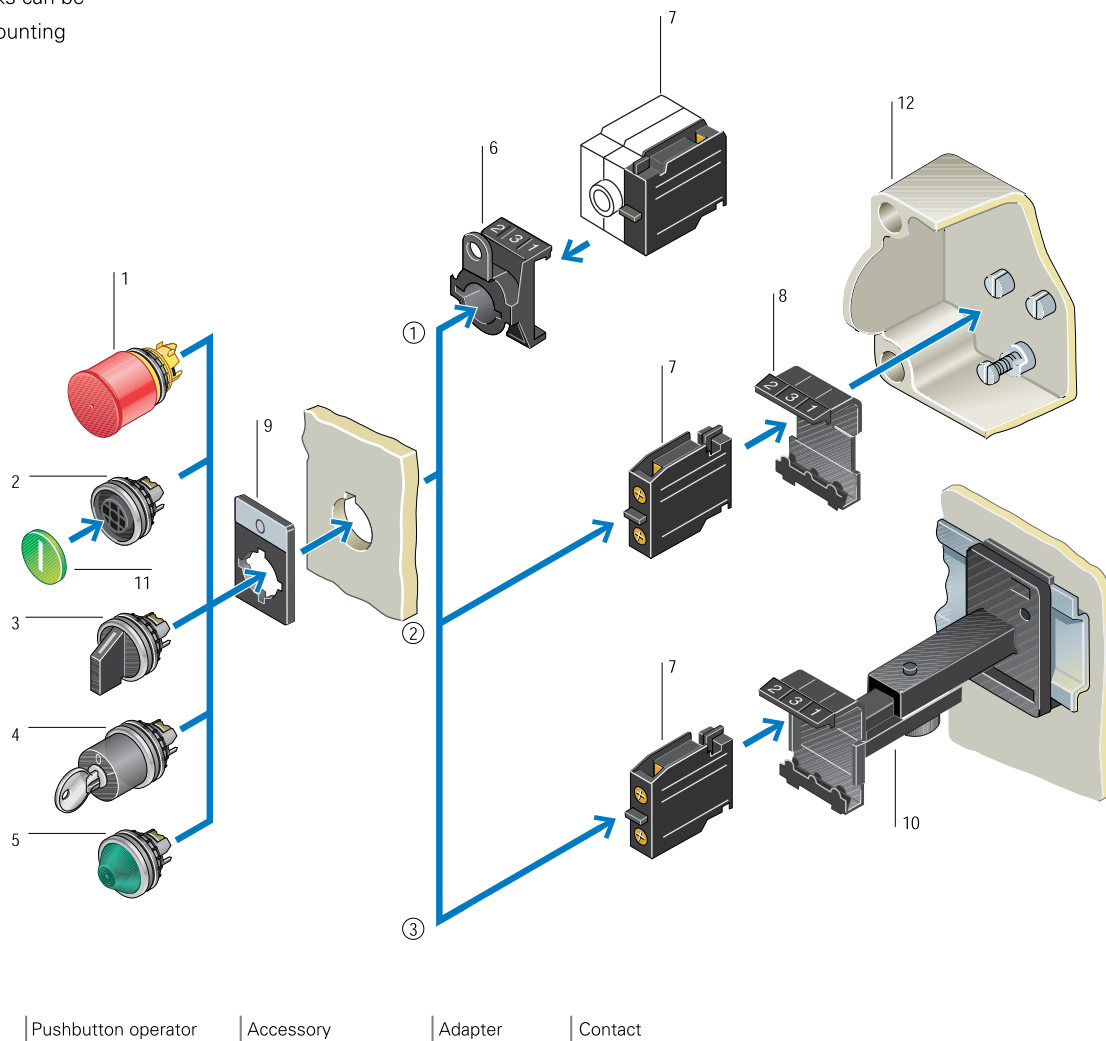
Mounting block, contact block. 9

Lamp socket block. 10

Accessory 11

Technical data. 14

Dimensions. 16



A22 can be mounted in three ways to meet different mounting requirements.



























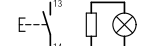

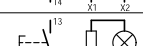

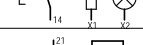


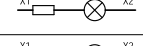

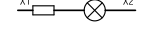

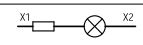



① **Flush mounting** – Take the mounting and control station as an example. Use front mounting adapters to fasten front components and functional parts

② **Surface mounting** – To be mounted onto the insulation enclosure. Use bottom mounting adapters to fasten front breaker components.

③ **Rear mounting** – Use bottom mounting adapters to get installed into the control cabinet door. In this case, telescopic clips are needed for adjusting cabinet depth. Use center adapters to make sure that all pushbutton parts are connected together when the cabinet door is closed.






Pushbutton and Indicating Light A22






















Complete pushbutton units for flush mounting

	Button plate	Contact configuration ⊕=safety function, by compulsory switching to IEC/EN 60947-5-1 N/O = Normally open N/C= Normally closed	Contact sequence	Color Pushbutton Illuminated pushbutton Indicating light	Part No. Article No.	Standard. Package	
Pushbutton, IP65							
Flush operator							
		1 N/O		—	A22-RD-11/K10 261366	5 pieces	
		1 N/C ⊕		—	A22-RD-10/K01 261368	5 pieces	
		1 N/O	1 N/C ⊕		—	A22-RD-11/K11 254405	5 pieces
		1 N/O	1 N/C ⊕		—	A22-RD-10/K11 254406	5 pieces
		1 N/O	1 N/C ⊕		—	A22-RD-01/K11 9000060600051	5 pieces
		1 N/O	1 N/C ⊕		—	A22-RD-03/K11 9000060600052	5 pieces
		1 N/O	1 N/C ⊕		—	A22-RD-04/K11 9000060600053	5 pieces
Mushroom head operator, IP65							
		1 N/O	—	—	A22-RP-GN11/K10 254407	5 pieces	
Illuminated double operator, IP65							
White scattering lens, with 24V filament bulb							
	  	1 N/O	1 N/C ⊕		—	A22-QDDL-11/10/K11/F 254408	5 pieces
Key-release mushroom head operator, IP65							
With 2 keys, independent locking mechanism KMS1							
	—	1 N/C ⊕			A22-RPSR/K01 254409	5 pieces	
Illuminated pushbutton, IP65							
Flush design with filament bulb BA 9s, 2.4 W/130 V external voltage 230V							
	—	1 N/O			A22-RLT-WS/K10/FR 254410	5 pieces	
	—	1 N/O			A22-RLT-GN/K10/FR 254411	5 pieces	
	—	1 N/C ⊕			A22-RLT-RT/K01/FR 254412	5 pieces	
Indicating lights, IP65							
Conical design, with filament bulb BA 9s, 2.4 W/130 V external Voltage 230V							
	—	—			A22-RL-WS/FR 254413	5 pieces	
	—	—			A22-RL-GN/FR 254414	5 pieces	
	—	—			A22-RL-RT/FR 254415	5 pieces	
	—	—			A22-RL-GE/FR 254416	5 pieces	



Pushbutton and Indicating Light A22

Complete pushbutton units for surface mounting

Mounting locations	Contact configuration ⊕=safety function, by compulsory switching to IEC/EN 60947-5-1 N/O = Normally open N/C= Normally closed	Contact sequence	Color of pushbutton enclosure	Part No. Article No.	Standard. Package
Pushbutton, IP65 Flush operator 	1	1 N/O 1 N/C ⊕	 	A22-RD-11/KC/I 254417	1 pieces
	1	1 N/O 1 N/C ⊕	 	A22-RD-10/KC/I 254418	1 pieces












Applicable for	Color	Part No. Article No.	Standard. Package
Indicating light, compact design, IP65 LED elements, 50000h 	24V AC/DC	 A22-LCLED24-W 108186	10 pieces
		 A22-LCLED24-R 108187	10 pieces
		 A22-LCLED24-G 108188	10 pieces
		 A22-LCLED24-Y 108189	10 pieces
		 A22-LCLED24-B 108190	10 pieces
	110V AC/DC	 A22-LCLED110-W 108191	10 pieces
	 A22-LCLED110-R 108192	10 pieces	
	 A22-LCLED110-G 108193	10 pieces	
	 A22-LCLED110-Y 108194	10 pieces	
	 A22-LCLED110-B 108195	10 pieces	
220V AC/DC	 A22-LCLED220 116040	10 pieces	
	 A22-LCLED220 116039	10 pieces	
	 A22-LCLED220 116038	10 pieces	
	 A22-LCLED220 116041	10 pieces	
	 A22-LCLED220 116037	10 pieces	
380V AC	 A22-LCLED380AC-W 108206	10 pieces	
	 A22-LCLED380AC-R 108207	10 pieces	
	 A22-LCLED380AC-G 108208	10 pieces	
	 A22-LCLED380AC-Y 108209	10 pieces	
	 A22-LCLED380AC-B 108210	10 pieces	

Selector switch

	60°	1 N/O 1 N/C ⊕		A22-RWKIR/K11 9000060600050	5 pieces
--	-----	--------------------	---	---------------------------------------	----------








Pushbutton and Indicating Light A22






Complete units for emergency stop switch, emergency stop operator, emergency stop plate






	Contact configuration ☞=safety function, by compulsory switching to IEC/EN 60947-5-1 N/O = Normally open N/C= Normally closed	Contact sequence	Button color	Part No. Article No.	Standard package.
Complete emergency stop switch units for surface mounting, IP65 Emergency stop pushbutton, tamper-proof to ISO 13850/EN 418 Pull to reset, maximum number of mountable contact blocks: 3 x A22-EK...C					
	1N/O	1N/C		A22-RPV/KC/I 254419	1 pieces
Emergency stop operator (pull to reset), IP65 Maximum number of mountable contact blocks: 2 x A22-EK...; 2 x A22-EC...; 3 x A22-EK...C					
		—		A22-RPV 254427	5 pieces
Emergency stop operator (turn to reset), IP65 Maximum number of mountable contact blocks: 2 x A22-EK...; 2 x A22-EC...; 3 x A22-EK...C					
				A22-E-STOP HEADER 1433001010226	5 pieces
Key-release emergency stop mushroom head operator, IP65 With 2 keys Individual locking mechanism KMS1 Master key					
		—		A22-RPSR 254426	5 pieces
	Description	Language	Color	Part No. Article No.	Standard package.
Emergency stop pushbutton plate, IP65					
	N/A			A22-1AK 254497	10 pieces
	EMERGENCY STOP	English		A22-1AK-299 254498	10 pieces











Pushbutton and Indicating Light A22

Pushbutton operators, double operator, mushroom head operator

	Button plate/mushroom head symbol	Color	Part No. Article No.	Part No. Article No.	Standard package.
Pushbutton operator, IP65 Flush operator 		–	A22-RD-11 254420	A22-RDR-11 90000060600007	10 pieces
		–	A22-RD-10 254421	A22-RDR-10 90000060600008	10 pieces
		–	A22-RD-01 92406700000030	A22-RDR-01 90000060600009	10 pieces
		–	A22-RD-03 92406700000028	A22-RDR-03 90000060600010	10 pieces
		–	A22-RD-04 92406700000029	A22-RDR-04 90000060600011	10 pieces
	N/A	–	A22-RD-X 254422	A22-RDR-X 90000060600012	10 pieces

	Button plate/mushroom head symbol	Color	Part No. Article No.	Standard package.
Double operator, IP65 White scattering lens Power with indicating light: up to 2W 		–	A22-QDDL-11 /10 254423	5 pieces
		–		
		–	A22-QDDL-11 /11 90000060600010	5 pieces
		–	A22-QDDL-01 /01 90000060600049	5 pieces

Mushroom head operator, IP65 Spring return 			A22-RP-GN11 254424	5 pieces
			A22-RP-RT10 254425	5 pieces

Raised head operator, IP65 Spring return 			A22-RHD-GN11 90000060600013	5 pieces
			A22-RHD-RT10 90000060600014	5 pieces
			A22-RHD-SW01 90000060600015	5 pieces
	N/A		A22-RHD-GNX 90000060600016	5 pieces
	N/A		A22-RHD-RTX 90000060600017	5 pieces
	N/A		A22-RHD-SWX 90000060600018	5 pieces

Pushbutton and Indicating Light A22

Select switch operator, key-operated switch operator

	Function	Key withdrawable position	Color.	Part No. Article No.	Standard package.
Selector switch operator, IP65					
Two positions					
With thumb grip					
	↙	60°	●	A22-RWK1R 254428	5 pieces
	↘	45°	●	A22-RWK1 254429	5 pieces
With long grip					
	↙	60°	●	A22-RWH1R 111728	5 pieces
	↘	45°	●	A22-RWH1 111727	5 pieces
	∨	90°	●	A22-RWH1V 111729	5 pieces
Self locking, not changeable with coding adapter					
	∨	90°	●	A22-RWK1V 261369	5 pieces
Three positions					
With thumb grip					
	60° ↘	60°	●	A22-RWK3R 254430	5 pieces
	45° ⇄	45°	●	A22-RWK3 254431	5 pieces
With long grip					
	60° ↘	60°	●	A22-RWH3R 111744	5 pieces
	45° ⇄	45°	●	A22-RWH3 111743	5 pieces
	60° ↘	45°	●	A22-RWH3R1 111745	5 pieces
	45° ⇄	60°	●	A22-RWH3R2 111746	5 pieces
Selector switch operator, IP65					
Two positions					
Individual lock mechanism, master key, with 2 keys					
Self locking/spring return function and key withdrawable positions can be set and changed by coding adapter A22-SP-RMQ. Lock mechanism KMS1.					
	↙	60° 0	–	A22-RS 254432	5 pieces
	↘	45° 0		A22-RS-KMS1-A2 92406700000031	5 pieces
Three positions					
Individual lock mechanism, master key, with 2 keys					
2 contact blocks can be mounted. Self locking/spring return function and key withdrawable positions can be set and changed by coding adapter A22-SP-RMQ.					
	60° ↘	60° 0 1	–	A22-RS3 254433	5 pieces
	45° ⇄	45° 0	–	A22-RS3-KMS1-A4 254434	5 pieces






Pushbutton and Indicating Light A22

Illuminated operator, indicating light

	Color.	Part No. Article No.	Standard package.	
Illuminated operator, IP65				
Front ring chromium plated				
Flush				
Spring return				
	ⓘ	A22-RLT-WS11 254435	10 pieces	
	○	A22-RLT-WS 254436	10 pieces	
	●	A22-RLT-GN 254437	10 pieces	
	●	A22-RLT-RT 254438	10 pieces	
	●	A22-RLT-GE 254439	10 pieces	
	●	A22-RLT-BL 92404700000050	10 pieces	
Self locking				
ower with indicating light: up to 1.2W				
	○	A22-RLTR-WS 254445	5 pieces	
	●	A22-RLTR-GN 254446	5 pieces	
	●	A22-RLTR-RT 254447	5 pieces	
	●	A22-RLTR-GE 254448	5 pieces	
Raised head				
		Spring return	Self locking	
	ⓘ	A22-RLTH-WS11 254440	A22-RLTHR-WS11 9000060600001	10 pieces
	○	A22-RLTH-WS 254441	A22-RLTH R-WS 9000060600002	10 pieces
	●	A22-RLTH-GN 254442	A22-RLTHR-GN 9000060600003	10 pieces
	●	A22-RLTH-RT 254443	A22-RLTH R-RT 9000060600004	10 pieces
	●	A22-RLTH-GE 254444	A22-RLTHR-GE 9000060600005	10 pieces
	●		A22-RLTHR-BL 9000060600006	10 pieces
	Indicating light, IP65			
	Flush			
	Without front ring			
		○	A22-RLF-WS 262645	10 pieces
		●	A22-RLF-GN 262653	10 pieces
●		A22-RLF-RT 262654	10 pieces	
●		A22-RLF-GE 262655	10 pieces	
●		A22-RLF-BL 262656	10 pieces	
Conical				
Front ring chromium plated				
	○	A22-RL-WS 254449	25 pieces	
	●	A22-RL-GN 254450	25 pieces	
	●	A22-RL-RT 254451	25 pieces	
	●	A22-RL-GE 254452	25 pieces	

Pushbutton and Indicating Light A22

Mounting adapter, contact block





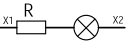





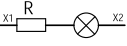

Contacts M=normally open, B=normally closed ☞ safety function by compulsory switching to IEC/EN 60947-5-1	Contact sequence	Circuit diagram	Configuration	Part No. Article No.	Standard package.				
Mounting adapte									
Flush mounting									
For A22-EK, A22-EC, A22-EF(R), contact block and lamp socket block									
Serial number on mounting adapters									
	-	-	<table border="1"><tr><td>1/2</td><td>5/6</td><td>4/3</td></tr></table>	1/2	5/6	4/3	A22-BE6 254453	10 pieces	
1/2	5/6	4/3							
Surface/rear mounting									
For A22-E...C contact block									
Serial number on mounting adapters									
	-	-	<table border="1"><tr><td>2</td><td>3</td><td>1</td></tr></table>	2	3	1	A22-BE3C 254461	25 pieces	
2	3	1							
Contact block									
Flush mounting									
One contact									
For A22-BE6 and A22-BE3C mounting adapters									
	1M		 0 2.7 5.5	<table border="1"><tr><td>1/4</td><td>3/6</td><td>2/5</td></tr></table>	1/4	3/6	2/5	A22-EK10 254454	20 pieces
1/4	3/6	2/5							
	1B ☞		 0 1.5 6.5 mm	<table border="1"><tr><td>1/4</td><td>3/6</td><td>2/5</td></tr></table>	1/4	3/6	2/5	A22-EK01 254455	20 pieces
1/4	3/6	2/5							
Two contacts									
For A22-BE6 mounting adapter									
	1M		 0 1.5 3.5 6.5 mm	<table border="1"><tr><td>1/2</td><td>5/6</td><td>4/3</td></tr></table>	1/2	5/6	4/3	A22-EC11 254456	10 pieces
1/2	5/6	4/3							
	1B ☞		 0 3.5 6.5 mm	<table border="1"><tr><td>1/2</td><td>5/6</td><td>4/3</td></tr></table>	1/2	5/6	4/3	A22-EC20 254457	10 pieces
1/2	5/6	4/3							
	2M		 0 1.5 6.5 mm	<table border="1"><tr><td>1/2</td><td>5/6</td><td>4/3</td></tr></table>	1/2	5/6	4/3	A22-EC02 254458	10 pieces
1/2	5/6	4/3							
	2B ☞		 0 1.5 6.5 mm	<table border="1"><tr><td>1/2</td><td>5/6</td><td>4/3</td></tr></table>	1/2	5/6	4/3	A22-EC02 254458	10 pieces
1/2	5/6	4/3							
Surface/rear mounting									
One contact									
For A22-BE3C mounting adapters									
	1M		 0 2.7 5.5	<table border="1"><tr><td>2</td><td>3</td><td>1</td></tr></table>	2	3	1	A22-EK10C 254462	20 pieces
2	3	1							
	1B ☞		 0 1.5 6.5 mm	<table border="1"><tr><td>2</td><td>3</td><td>1</td></tr></table>	2	3	1	A22-EK01C 254463	20 pieces
2	3	1							












Configuration explanation: Configuration for mounting adapters with sequence numbers is in accordance with EN50013

I_{xy} X=Position number on mounting adapters
 I_{xy} Y=Position number on contact blocks

Pushbutton and Indicating Light A22

















Lamp socket block

	Bulb voltage	Bulb voltage, resistance	Configuration	Part No. Article No.	Standard package.
Lamp socket block BA 9s					
Without bulb; for A22-BE6 and A22-BE3C mounting adapters					
Flush mounting					
For filament bulbs, neon bulbs or LED elements					
		⊗ max. 2W		A22-E F 254459	10 pieces
		⊗ max. 2.4W, R=7.5kΩ		A22-EFR 254460	10 pieces
Surface/rear mounting					
For 130V filament bulb, connecting to 110V-130V voltage					
		⊗ max. 2W		A22-EFC 254464	10 pieces
		⊗ max. 2.6W, R=6.8kΩ		A22-EFRC 254465	10 pieces

	Applicable for	Color	Part No. Article No.	Standard package.
Filament bulb BA 9s				
Maximum length 28mm, 10mm				
	110...130 V/2.4W	–	A22-G L130 261361	100 pieces
	24 V/2.0W	–	A22-G L24 261360	100 pieces
LED elements BA 9s				
AC and DC voltage, (positive pole connected to X1)				
Avoid polarity reverse, with built-in suppression circuit up to 1500V, 10000h				
	18...30 V AC/DC 15mA		A22-LED-W 261362	10 pieces
			A22-LED-R 261364	10 pieces
			A22-LED-G 261363	10 pieces
			A22-LED-Y 261365	10 pieces
	240 V AC/DC		A22-LED230-BA9S-W 111509	
			A22-LED230-BA9S-R 111510	
			A22-LED230-BA9S-G 111511	
			A22-LED230-BA9S-Y 111512	
			A22-LED230-BA9S-B 111513	

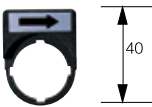
Pushbutton and Indicating Light A22

Accessory

	Symbol color	Part No. Article No.	Standard package.
Legend plate			
Symbol In accordance with DIN 30600			
Stop		A22-10T 254472	25 pieces
Start		A22-11 T 254473	25 pieces
Start		A22-12T 254474	25 pieces
Start		A22-13T 254475	25 pieces
Start		A22-14T 254478	25 pieces
Stop or OFF		A22-19T 254479	25 pieces
Start or make		A22-20T 254480	25 pieces
Increase		A22-37T 254481	25 pieces
Decrease		A22-38T 254482	25 pieces
Directional change		A22-32T 254483	25 pieces
Blank			
		A22-01T 254466	25 pieces
		A22-02T 254467	25 pieces
		A22-03T 254468	25 pieces
		A22-04T 254469	25 pieces
		A22-05T 254470	25 pieces
		A22-06T 254471	25 pieces

Pushbutton and Indicating Light A22


Accessory

	Symbol	Color	Part No. Article No.	Standard package.
Legend plate with button lens				
Aluminum panel, button lens, black text				
	→	–	A22-RAS-32 254488	25 pieces
	←	–	A22-RAS-33 254489	25 pieces
	O I	–	A22-RAS-90 254490	25 pieces
	I O II	–	A22-RAS-93 254491	25 pieces
	O I	–	A22-RAS-98 254492	25 pieces
	STOP	–	A22-RAS-110 254493	25 pieces
	START	–	A22-RAS-111 254494	25 pieces
	MAN./AUTO	–	A22-RAS-395 254495	25 pieces
	MAN. O AUTO	–	A22-RAS-397 254496	25 pieces

Legend plate without button lens					
Type No: A...	W × H: 30×40mm	–	●	A22-RAS-X 254486	25 pieces
	W × H: 30×50mm	–	●	A22-RBS-X 271391	25 pieces




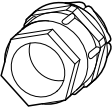


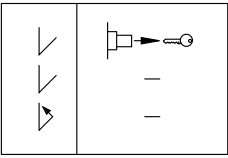





Button lens					
Aluminum panel, inscriptive, printable					
	W × H: 30×10mm	–	–	A22-XA 254487	100 pieces
	W × H: 30×20mm	–	–	A22-XB 90000060216480	100 pieces

	Mounting locations	Cable entry knockouts		Number of bulbs mounted simultaneously	Color	Part No. Article No.	Price See pricelist	Standard package.
		Bottom Qty*M...	Sides Qty*M...					
Aluminum panel, inscriptive, printable				Quantity				

Flush mounting pushbutton enclosure IP65								
For emergency stop switch								
	1	1 x 13.5	3 x 16	-	●	A22-IGE1M 254499		1 pieces
	1	1 x 13.5	3 x 16	1	●	A22-11M 254500		1 pieces
	2	2 x 13.5	3 x 16	2	●	A22-12M 254501		1 pieces
	3	3 x 13.5	4 x 16	2	●	A22-13M 254502		1 pieces
	4	4x 13.5	4x 16	3	●	A22-14M 254503		1 pieces
5	5x 13.5	4x 16	4	●	A22-15M 255802		1 pieces	

Pushbutton and Indicating Light A22

Accessory

	Applicable for	Color	Part No. Article No.	Standard package.
Blanking plugs				
For closing off spare mounting locations				
	Round		M 22-B 216388	50 pieces
Telescopic clip				
For adjusting the mounting depth of rear mounting devices in CI enclosure and panels with a mounting depth of 125-157mm. Stepless adjustment of 64-95mm by rulers, screw fixing and snap fitting. Us A22-BE3C mounting adaptor to fasten rear components. Maximum of 10 A22-TC-RMQ per CI enclosure, 5 of which can hold self locking operators. Do not use in conjunction with emergence stop operators.				
		—	A22-TC-RMQ 254504	5 pieces
Cable glands PG13.5 IP68,69K				
Cable diameter 6-12mm				
	—	—	STBZ13,5 036307	20 pieces
Box spanner				
	Internal threaded ring; can be fitted on electric screwdriver, for use in A22 or M22 series pushbutton	—	M22-MS 216402	5 pieces
Set of coding adapters				
For setting and changing self locking/spring return functions and key withdrawable locations; it includes two parts				
		  	A22-SP-RMQ 254507 A22-SP-RMQ 254507 A22-SP-RMQ 254507	5 pieces 5 pieces 5 pieces
Symbol indication:  Locked  Spring return				

Pushbutton and Indicating Light A22

Technical data

		Unit	Pushbutton, Mushroom head operator	Double operator ¹⁾	Selector switch	Key release switch
Overview						
Standards			IEC/EN 60947, VDE 0660			
Mechanical life	Operations	x 10 ⁶	>5	>2	>1	>1
Operating frequency	Operations/h		≤ 6000	≤ 6000	≤ 2000	≤ 1 000
Actuating force		N	≤ 5	≤ 5	-	-
Protection level			IP65	IP65	IP65	IP65
Climatic protection			Damp heat, constant, according to IEC60068-2-78 Damp heat, cycled, according to IEC 60068-2-30			
Ambient temperature						
	Open	°C	-25/60	-25/60	-25/60	-25/60
	Closed	°C	-25/40	-25/40	-25/40	-25/40
Mounting position			As required			
Mechanical shock resistance,		g	>30	>30	>30	>30
Shock duration 11ms						
Note:			1) Technical data applicable only for ⊗ up to 1.2W			

		Unit	Indicating light	Illuminated operator, self locking ²⁾	Key release mushroom head operator	Emergency stop switch
Standards			IEC/EN 60947, VDE 0660			
Mechanical life	Operations	x 10 ⁶	>3	>3 ³⁾	>1	>1
Operating frequency	Operations/h		-	≤ 6000	≤ 100	≤ 600
Actuating force		N	≤ 5	≤ 5	≤ 7	≤ 50
Protection level			IP65	IP65	IP65	IP65
Climatic protection			Damp heat, constant, according to IEC60068-2-78 Damp heat, cycled, according to IEC 60068-2-30			
Ambient temperature						
	Open	°C	-25/60	-25/60	-25/60	-25/60
	Closed	°C	-25/40	-25/40	-25/40	-25/40
Mounting position			As required			
Mechanical shock resistance,		g	-	>30	>30	>30
Shock duration 11ms						
Note:			2) Technical data applicable only for ⊗ up to 1.2W 3) A22-RLTR mechanical life: 0.3x10 ⁶			

Pushbutton and Indicating Light A22

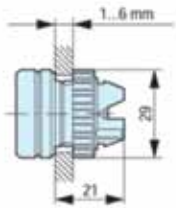
Technical data

		Unit	Contact block	Lamp socket block
Overview				
Standards			IEC/EN 60947, VDE 0660	
Mechanical life	Operations	x 10 ⁶	>10	-
Operating frequency	Operations/h		≤ 6000	-
Actuating force		N	≤ 5 A22-EC11: ≤ 7.3 A22-EC20: ≤ 9 A22-EC02: ≤ 5.5	-
Protection level			IP20	IP20
Climatic protection			Damp heat, constant, according to IEC60068-2-78 Damp heat, cycled, according to IEC 60068-2-30	
Ambient temperature				
	Open	C	-25/60	-25/60
	Closed	C	-25/40	-25/40
Mounting position			As required	As required
Shock duration 11ms		g	>30	>30
Wiring cross section				
Single conductor				
Stranded cord			0.75-2.5	0.75-2.5
Contact			0.5-1.5	0.5-1.5
Rated impulse withstand voltage				
Rated insulation voltage		U	VAC	6000
Overvoltage category/pollution degree		U	V	500
Control circuit reliability			III/3	III/3
At 5V DC/1 mA				
	H _F		<5x10 ⁻⁶	
At 24V DC/5 Ma				
	H _F		5x10 ⁶ operations, <1 fault <10 ⁻⁷ 10 ⁷ operations, <1 fault	
Max. short-circuit protective device				
Fuseless		TYPE	PKZM0-10/FAZ-B6	-
Fuse		gG/gL	A	10
Switching capacity				
Rated operational current				
AC-15				
115V		I	A	6
230V		I	A	6
400 V		I	A	4
500 V		I	A	2
DC-13				
24 V		I	A	3
60V		I	A	3
110V		I	A	0.8
220V		I	A	0.3
Electrical lifespan				
AC-15				
230 V/0.5 A		Operations	x 10 ⁶	1.6
230 V/1.0 A		Operations	x 10 ⁶	1
230 V/3.0 A		Operations	x 10 ⁶	0.7
DC-13				
12 V/2.8 A		Operations	x 10 ⁶	1.2

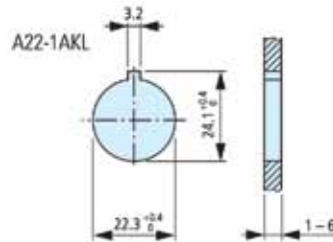
Pushbutton and Indicating Light A22

Dimensions

Pushbutton and indicating light

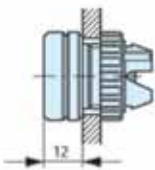


Cutout dimensions Emergency stop button plate

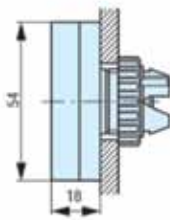


Pushbutton

A22-RD-...

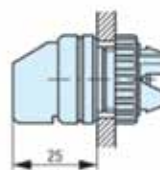


A22-QDDL-...



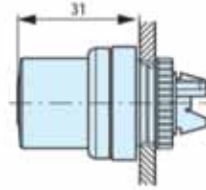
Selector switch

A22-RWK-...



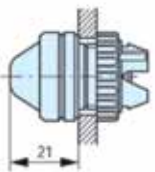
Key release switch

A22-RS-...

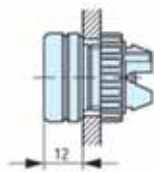


Indicating light

A22-RL-...



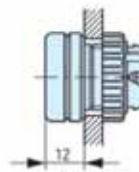
A22-RLF-...



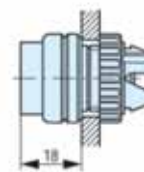
Illuminated operator

A22-RLT-...

A22-RLTR-...

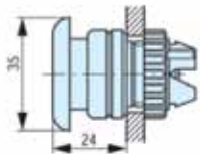


A22-RLTH-...

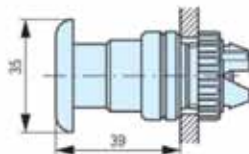


Key release mushroom head operator

A22-RP-...

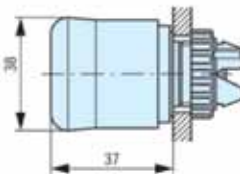


A22-RPSR-...

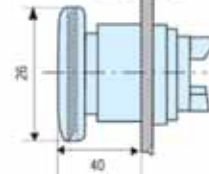


Emergency stop switch

A22-RPV



A22-E-STOP HEADER



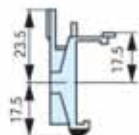
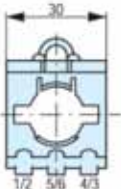
Pushbutton and Indicating Light A22

Dimensions

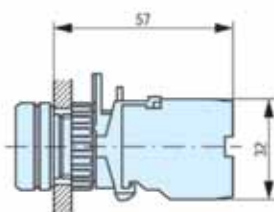
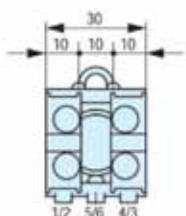
Front fixing (Type: flush mounting)

Mounting adapter

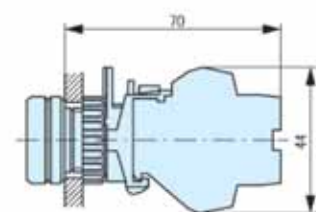
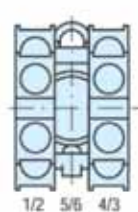
A22-BE3



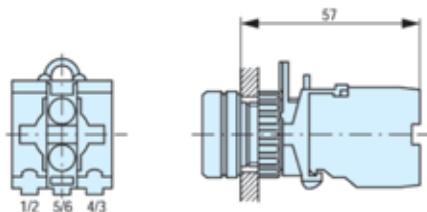
Pushbutton with A22-EK...



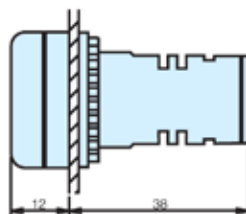
Pushbutton with A22-EC...



Indicating light/illuminated operator



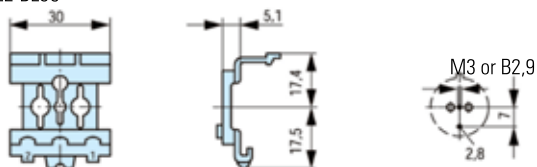
Compact design indicating light A22-LCLED



Rear fixing (Type: surface/rear mounting)

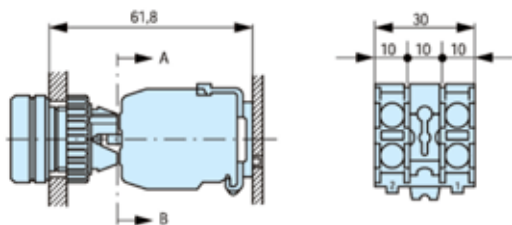
Mounting adapter

A22-BE3C



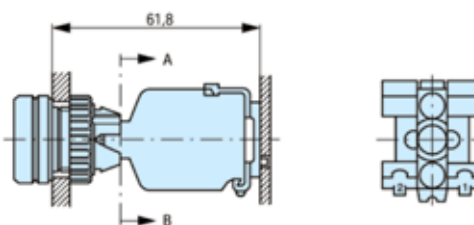
Pushbutton

View A-B



Indicating light/illuminated operator

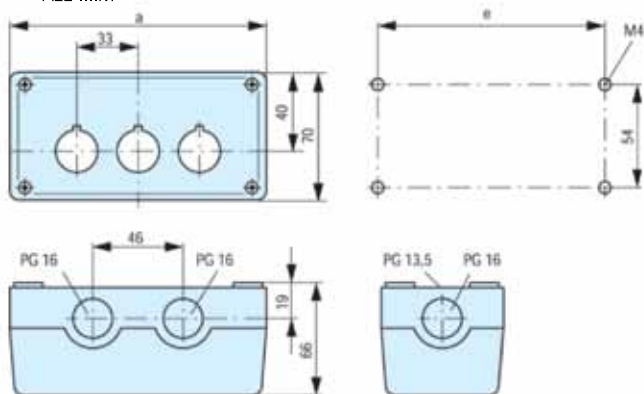
View A-B



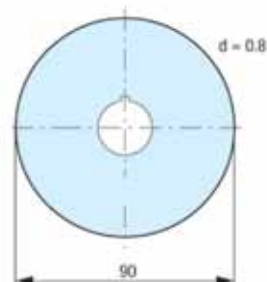
Pushbutton and Indicating Light A22 Dimensions

Rear fixing (surface mounting) Surface mounting pushbutton enclosure

A22-I...M



Emergency stop button plate A22-1AKL



Type No	Mounting locations			Knockouts
	Number	a	e	
A22-I (GE) 1 M	1	72	54	3 x PG 16 1 x PG 13,5
A22-I 2M	2	120	100	3 x PG 16 2 x PG 13,5
A22-I 3M	3	153	133	4 x PG 16 2 x PG 13,5
A22-I 4M	4	186	166	4 x PG 16 2 x PG 13,5
A22-I 5M	5	219	200	4 x PG 16 2 x PG 13,5



EAT•N

The power of fusion.



MOELLER

MEM

POWERWARE

MGE



1874



1886



1893

1899

1906



1908

1911



1962

1963

HOLEC HI

1983

SANTAK

1990

1998

1999

MOELLER

EAT•N

Powering Business Worldwide

There's a certain energy at Eaton. It's the power of uniting some of the world's most respected names to build a brand you can trust to meet every power management need. The energy created supports our commitment to powering business worldwide.

From power distribution to power quality and control, Eaton allows you to proactively manage your complete power system by providing electrical solutions that make your applications safer, more reliable, and highly efficient. Visit www.eaton.com/electrical.

All of the above are trademarks of Eaton Corporation or its affiliates. • Eaton has a license to use the Westinghouse brand name in Asia Pacific. ©2009 Eaton Corporation.

UAE

Middle East Headquarters Eaton Electric

Dubai World Trade Center
Level 16, P.O.Box 9398
Dubai, United Arab Emirates
Tel: + 971 4 331 3938
Fax: + 971 4 332 9239
Email: salesoffdubaiuae@eaton.com

Eaton Electric Manufacturing

Middle East LLC
Mussafah Offshore Base
P.O.Box 42278, Abu Dhabi
United Arab Emirates
Tel: + 971 2 554 9544
Fax: + 971 2 554 9599

Eaton Dubai Distribution Centre (DDC)

BB03-BB04 South Zone 5
Jebel Ali Free Zone
P.O.Box 261768, Dubai
United Arab Emirates
Tel: + 971 4 880 9455
Fax: + 971 4 880 9655

Qatar

Eaton Electric

Al Emadi Business Centre
Office no. 10, P.O.Box 32522, C Ring Road
(Next to Gulf Cinema Signal)
Doha, Qatar
Tel: + 974 4467 4273
Fax: + 974 4466 7134

Kuwait

Eaton Electric

Shayma Tower
Mezzanine Floor
Omar Bin Al Khattab Street
Sharq, Kuwait
Tel: + 965 22263606/7
Fax: + 965 22253608

Oman

Maktabi Building, Ground floor
Office No. 15
PO Box: 1982, PC:111 CPO
Near Zaker Mall, Al Khuwair
Oman.
Tel : +968 24391973
Fax : +968 24483801

Saudi Arabia

Eaton Corporation

Saad Trading & Commercial Center
1st Floor, Office #9
Olaya Main Street
P.O.Box 19561, Riyadh 11445
Saudi Arabia
Tel: + 966 1 4602275 / 4602066
Fax: + 966 1 4602291

Eaton Corporation

Kanoo Airline Centre, 3rd floor
Dammam-Khobar Highway
P.O.Box 620, Al Khobar 31952
Saudi Arabia
Tel: + 966 3 882 5424
Fax: + 966 3 882 5732

Eaton Corporation

Al Nassar Trading & Housing Centre
Office no 305 - P.O.Box 6870
King Fahed Road (Al Seteen Road)
Aziziah Area, Jeddah 21452
Saudi Arabia
Tel: + 966 2 667 9750
Fax: + 966 0 661 2607

Lebanon

Eaton

Beirut Regus Solidere 614
Azarieh Building
Azarieh Street, Block 03, 5th Floor
P.O.Box 11 – 503, Beirut, Lebanon
Tel: + 961 1 964 559
Fax: + 961 1 964 501

Jordan

Eaton FZE

Al-Hussainy building
Al Hajar Al Aswad Complex
Al-Haramien Intersection , 3rd Floor
Office #306, Amman, Mekka Street
Jordan
Tel: + 9626 537 1429
Fax: + 9626 551 5749

Iraq

Ebdaa Al-wakeel
Setaqan St
Erbil , Iraq
Tel: +964 750 333 0900
Tel: +964 750 492 0300

Makhmur road
Kuran , Erbil , Iraq
Tel: +964 750 666 0900
Tel: +964 750 222 0900

Eaton's Electrical Sector is a global leader in power distribution, power quality, control and automation and monitoring products. When combined with Eaton's full-scale engineering services, these products provide customer driven PowerChain solutions to serve the power system needs of the data center, industrial, institutional, public sector, utility, commercial, residential, IT, mission critical, alternative energy and OEM markets worldwide.

PowerChain solutions help enterprises achieve sustainable and competitive advantages through proactive management of the power system as a strategic, integrated asset throughout its life cycle, resulting in enhanced safety, greater reliability and energy efficiency

For more information, visit
www.eaton.com
Email: customerservice-me@eaton.com

