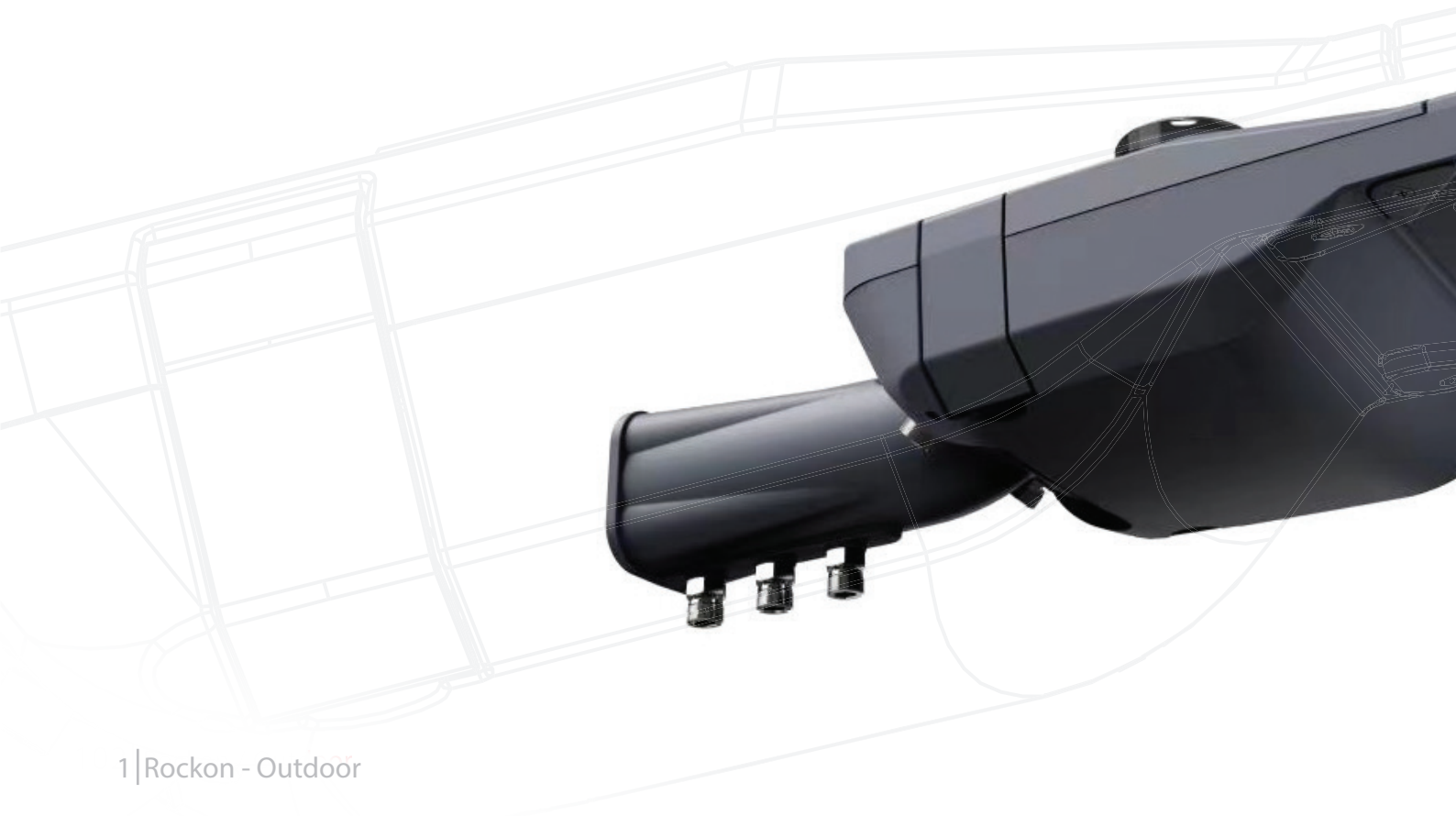


# ROCC

...

The led street light is a compact and versatile lighting solution that is designed to meet the basic functional requirements of road lighting. It is made of high-quality components that ensure a long lifespan and low maintenance cost, making it an effective and cost-efficient choice for road lighting. The led street light is made of led modules and modern led architecture, giving it a sleek and



# KON



modern appearance. Its compact design makes it easy to install and suitable for use in a variety of locations. In addition to providing effective illumination, It has a wide beam angle, which allows it to cover a large area with a single fixture and provides uniform, consistent lighting. the led street light is energy efficient, helping to cut energy and maintenance bills.



# Benefits

- Energy efficient with a long lifespan (up to 54,000 hours)
- Produces high quality, uniformly distributed light with good color rendering
- Dimmable option available when requested
- Replaces traditional light sources for road traffic routes
- Aesthetically pleasing design and state-of-the-art functionality
- Flexible for use in various applications
- Reduces CO2 emissions and provides high energy savings even when used all night
- Suitable for use in a range of locations, including footpaths and motorways

# MATERIALS

Housing: Die Casting Aluminum • Optics : Tempered glass

Finish: painting include epoxy resin powder • Color Body : Grey RAL7016

Insulation class : Class I

**Die Casting Aluminum** are lightweight and able to withstand the highest operating temperatures of all die cast alloys.

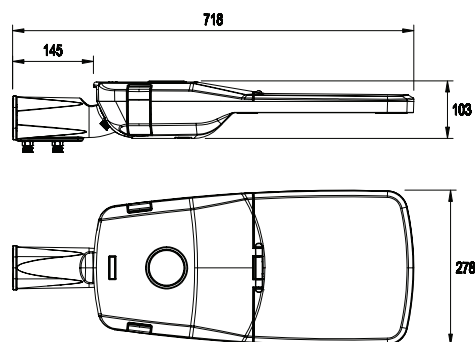
## • It's Characteristics

- High operating temperatures
- Outstanding corrosion resistance
- lightweight
- very good strength and hardness of steel light backside on a side
- good stiffness and strength-to-weight ratio just for pictorial representation
- Excellent EMI and RFI shielding properties
- Excellent thermal conductivity
- High finishing conductivity
- Good finishing characteristics
- Full recyclability

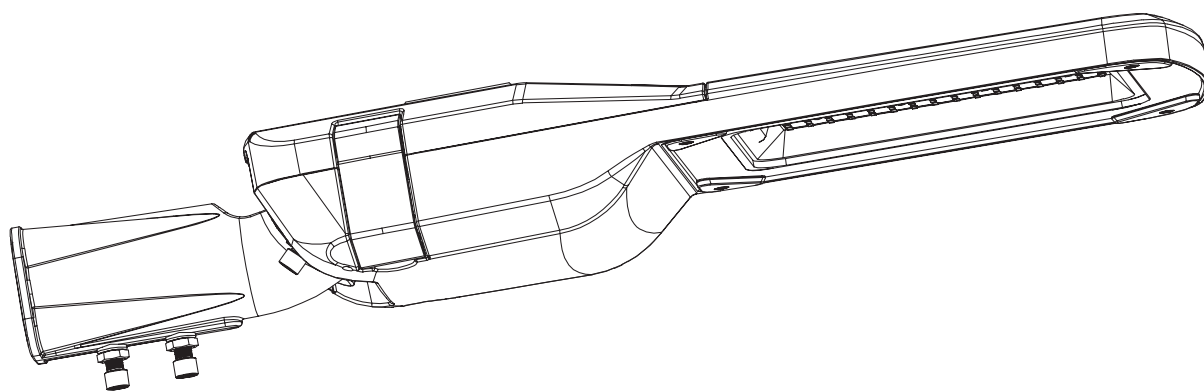
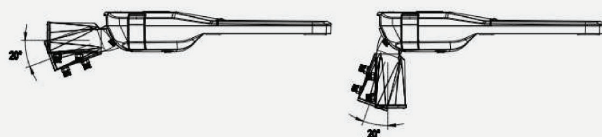


■ Dimension [mm]

MODEL	LENGTH	WIDTH	HEIGHT	WEIGHT
LV-Rockon-50	645mm	235mm	97mm	4Kg
LV-Rockon-100	645mm	235mm	97mm	4Kg
LV-Rockon-150	718mm	278mm	103mm	6Kg
LV-Rockon-200	718mm	278mm	103mm	6Kg
LV-Rockon-250	805mm	325mm	110mm	8.5Kg



Angel of inclination



■ Technical Specification

	LV-Rockon-50	LV-Rockon-100	LV-Rockon-150	LV-Rockon-200	LV-Rockon-250
Power:	50W	100W	150W	200W	250W
Efficiency	150	150	150	150	150
Luminous: flux [Lm]	7500	15000	22500	30000	37500
CCT:	3000-6500K	3000-6500K	3000-6500K	3000-6500K	3000-6500K
IP Rate:	IP66	IP66	IP66	IP66	IP66
EAN	6925222077057	6925222077064	6925222077040	6925222077002	6925222077026

## ■ Application



Park



Street



Car Parking



Factory



Airport



Stadium

## ■ Technical Specification

---



Operating Temperature  
-40~60°C



Anti Impact IK Rating Ik08



Surge Protection external replaceable  
10 KV SPD



Input voltage Frequency  
AC 100 ~ 240 V 50~60 Hz  
Range of Voltage ACCEPTABLE



Beam Angle 150\*60



30cm 3x1.0 mm<sup>2</sup> H05RN-F VDE rubber  
cable Wire ends treatment Copper coated  
treatment



Life time 54000 hrs



Waterproof IP Rating Ip66



Color Rendering Index CRI  
70 (CRI 80 optional)



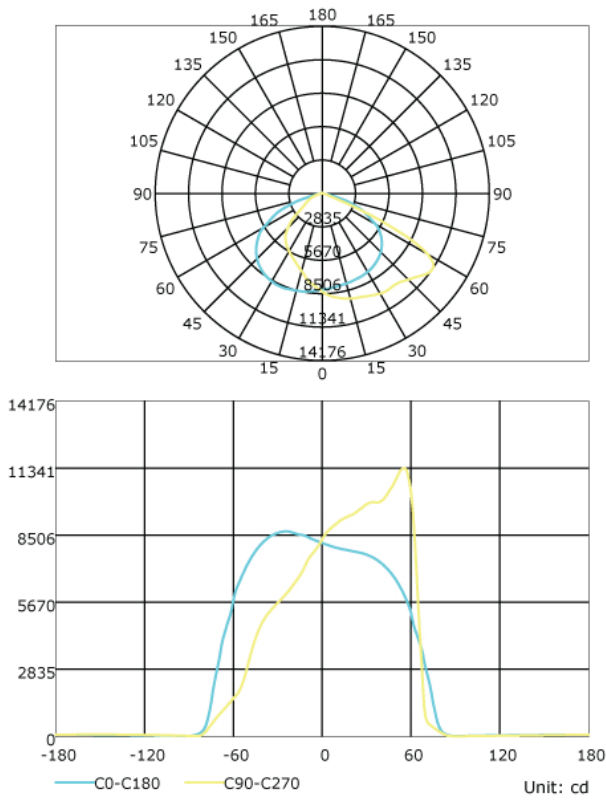
Mounting Option Installation  
Pole Diameter 60 mm



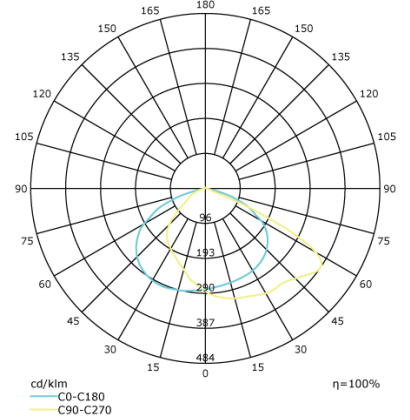
Photocell sensor (Option)



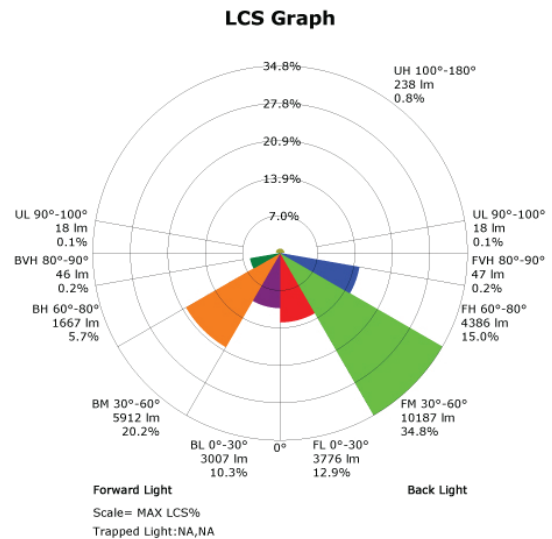
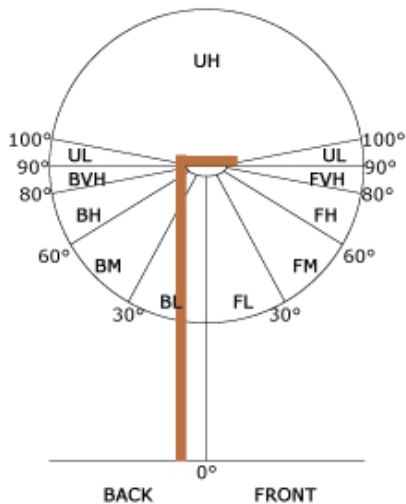
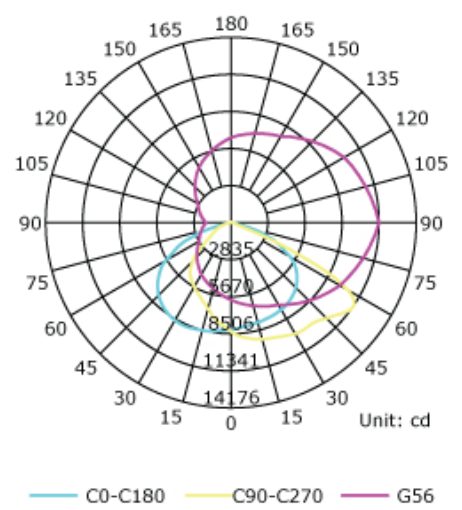
**Luminous Intensity Distribution Curve**



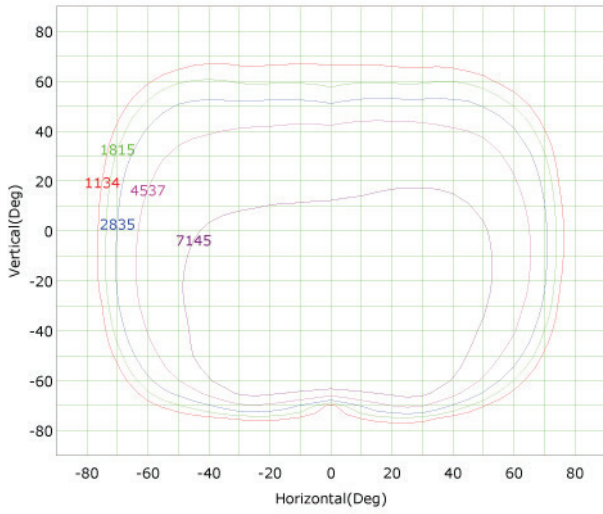
**Luminous Intensity Distribution Curve(cd/klm)**



**Luminous Intensity Distribution Curve**



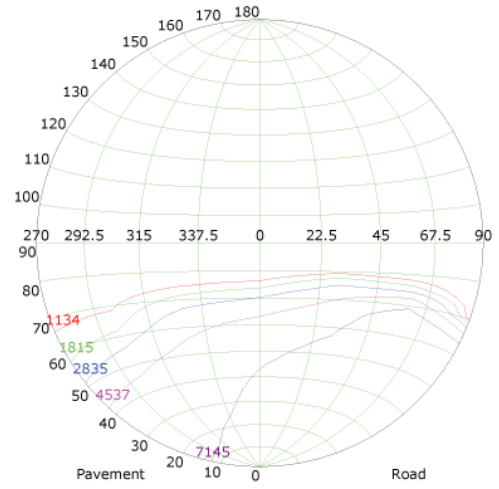
### Isocandela (rectangle)



Imax (100%): 11342 cd

- ( 10%): 1134 cd
- ( 25%): 2835 cd
- ( 63%): 7145 cd
- ( 16%): 1815 cd
- ( 40%): 4537 cd
- (100%): 11342 cd

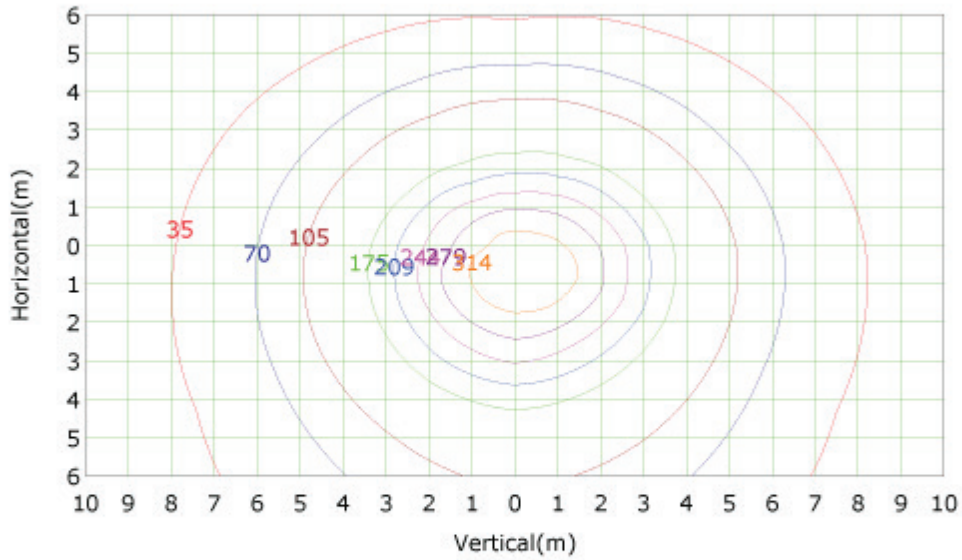
### Isocandela (sphere)



Imax (100%): 11342 cd

- ( 10%): 1134 cd
- ( 25%): 2835 cd
- ( 63%): 7145 cd
- ( 16%): 1815 cd
- ( 40%): 4537 cd
- (100%): 11342 cd

### IsoLux Plot

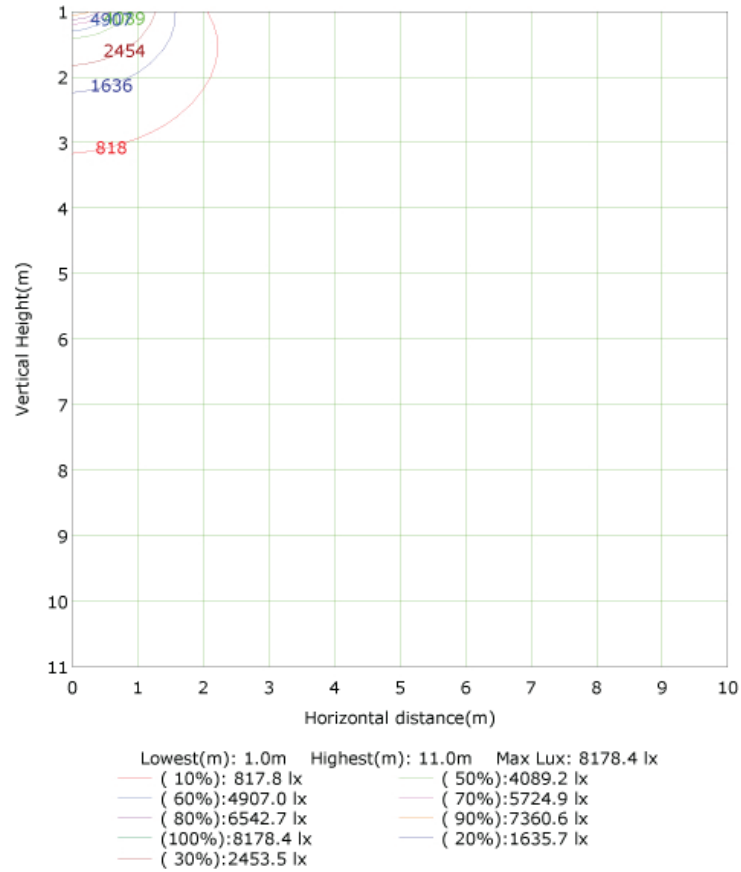


Mounting Height: 5.0m Max Lux(100%): 349.1 lx

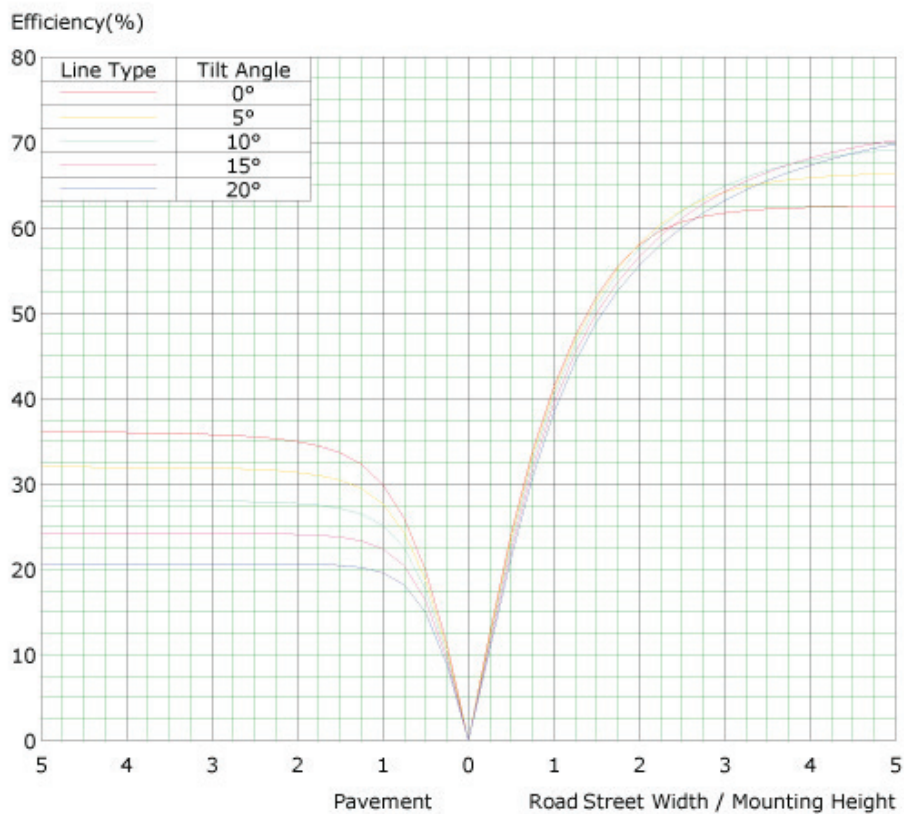
- ( 10%): 34.9 lx
- ( 60%): 209.5 lx
- ( 80%): 279.3 lx
- (100%): 349.1 lx
- ( 30%): 104.7 lx
- ( 50%): 174.6 lx
- ( 70%): 244.4 lx
- ( 90%): 314.2 lx
- ( 20%): 69.8 lx



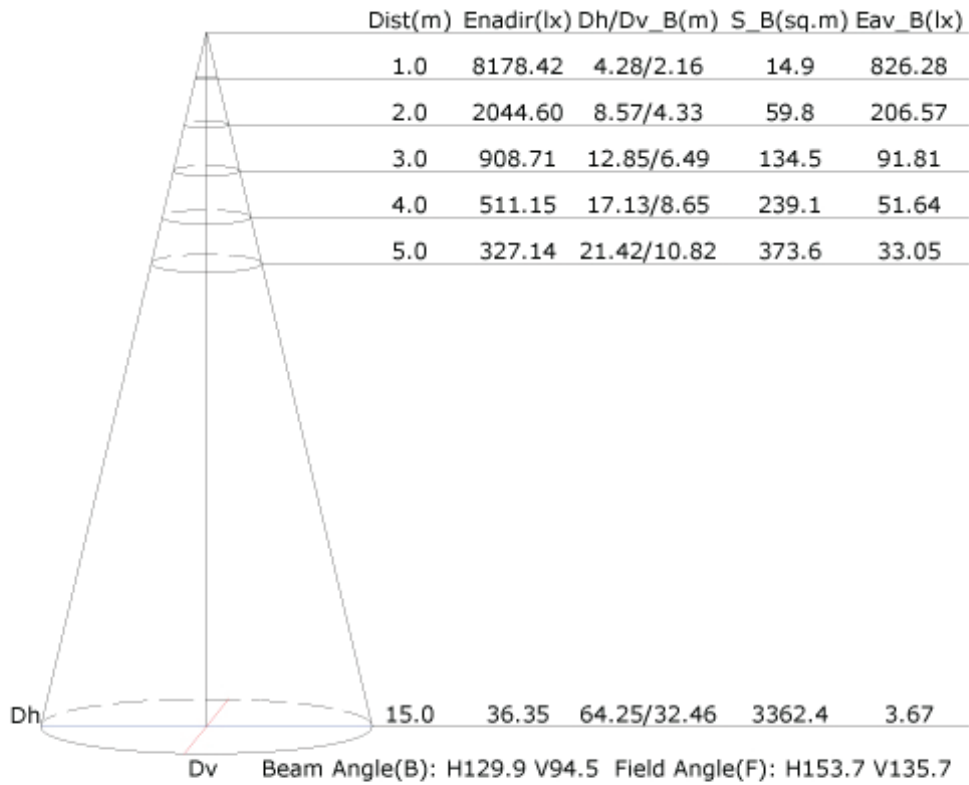
### Vertical IsoLux Plot



### Roadway CU Curve



## Illuminance at a Distance



## The Average Illuminance Effective Figure

