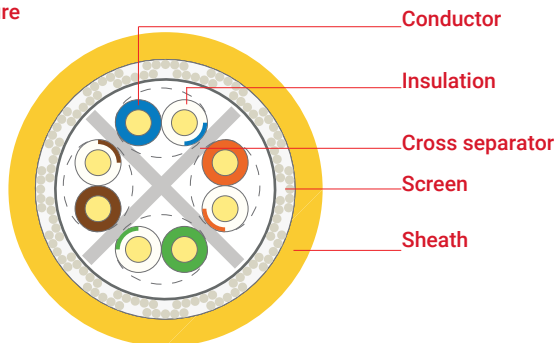




**Cable structure**



Electrolytic copper wire, Ø 23AWG

HDPE, in compliance with TIA 568 insulation colour coding  
80°C, EN 50290-2-23

PE

Al-Pet foil min. 100% coverage  
Tinned braided copper wire, 50% coverage

LSZH/LS0H - RAL 1018 Yellow, Ø 7.6 mm  
70°C, EN 50290-2-27

PVC - RAL 7001 Grey, Ø 7.6 mm

TM51 70°C, EN 50290-2-22

PE - RAL 9011 Black, Ø 7.6 mm

80°C, EN 50290-2-24

**Application**

This data cable range is designed for analogue and digital signal transmission in audio, video and data applications in data communication systems supporting 250 MHz, 1.0 Gbit/s 1 Gigabit Ethernet. Cables meet the requirements of structural cabling standards including ANSI EIA/TIA 568, ISO/IEC 11801 and EN 50173 Class E.

IEEE 802.3:10Base-T; 100Base-T; 1000Base-T IEEE 802.5 16 MB; ISDN; TPDDI; ATM

Power over Ethernet (PoE) / PoE+

**Standards**

ISO/IEC 11801 2nd ed., IEC 61156-5  
EN 50173-1, EN 50288-5-1  
ANSI/TIA-568.2-D

**Fire performance**

Vertical flame propagation EN 60332-1-2 (LSZH-PVC)

Corrosive gas EN 60754-1/2 (LSZH)

Smoke density EN 61034-2 (LSZH)

**EU declaration of conformity**

LVD Low Voltage Directive 2014/35/EU

RoHS Restriction of Hazardous Substances 2011/65/EU

**Specifications**

Temperature range	fixed	-20°C ...+60°C
	flexing	0°C ...+50°C

Bending radius	fixed	min.	4 x D
	flexing	min.	8 x D

Tensile strength	max.	100 N
------------------	------	-------

Crushing strength	min.	1000 N/10 cm
-------------------	------	--------------

Impact strength	min.	10 impacts
-----------------	------	------------

Conductor resistance	max.	85 Ω/km
----------------------	------	---------

Resistance imbalance	max.	2%
----------------------	------	----

Insulation resistance	min.	5000 MΩ x m
-----------------------	------	-------------

Capacitance	nom.	50 pF/m
-------------	------	---------

Capacity imbalance	max.	1600 pF/km
--------------------	------	------------

Rated impedance		100 ± 5 Ω @100 MHz
-----------------	--	--------------------

Velocity of propagation		67-69%
-------------------------	--	--------

Propagation delay	max.	537 ns/100 m
-------------------	------	--------------

Signal delay	max.	45 ns/100 m
--------------	------	-------------

Test voltage		1000 V
--------------	--	--------

Operating voltage	max.	72 V
-------------------	------	------

TCL	min.	"Level 2"
-----	------	-----------

Coupling attenuation		"Type Ib"
----------------------	--	-----------

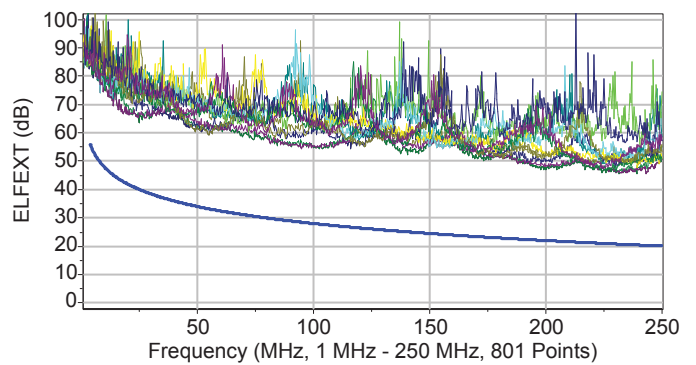
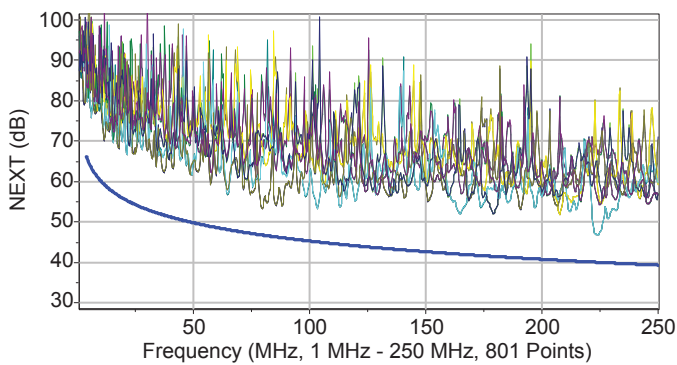
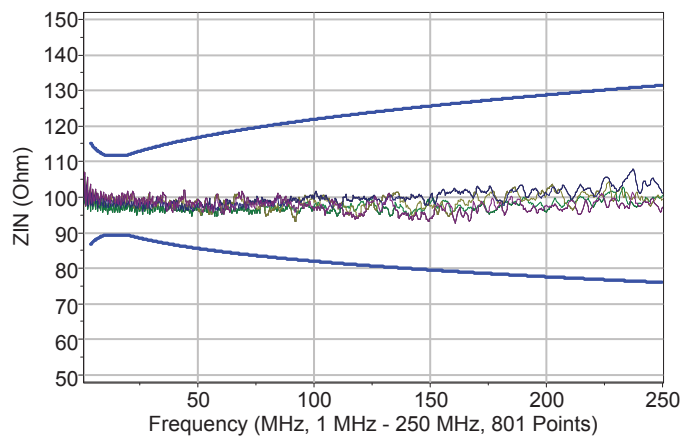
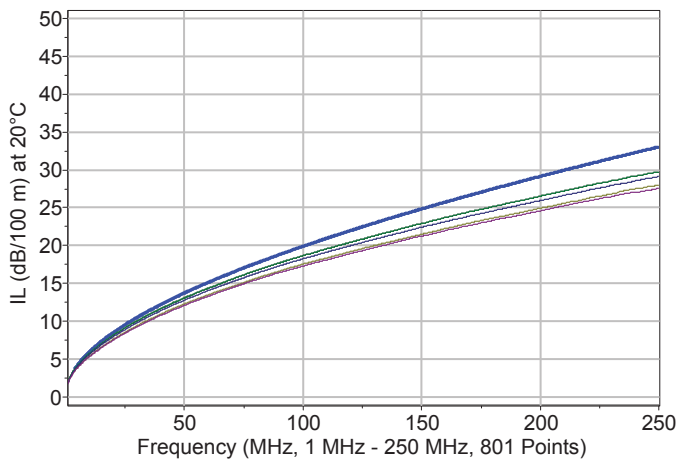
Transfer impedance		"Class 2"
--------------------	--	-----------

Segregation class		"c" EN 50174-2
-------------------	--	----------------

Specifications may vary depending on technical modifications.

Frequency [MHz]	Attenuation [dB/100 m] typ.max.		NEXT [dB] typ.max.		PS-NEXT [dB] typ.max.		ACR [dB/100 m] typ.max.		PS-ACR [dB/100 m] typ.max.		ACR-F [dB/100 m] typ.max.		PS-ACR-F [dB/100 m] typ.max.		RL [dB] typ.max.	
	1	2	1	2	1	2	1	2	1	2	1	2	1	2	1	2
1	1.9	2.1	82	66	79	64	80	63.9	77	61.9	85	66	82	64	26	20
4	3.8	3.8	76	65.3	73	63.3	72	61.4	69	59.4	77	58	74	55	31	23
10	5.9	6	70	59.3	67	57.3	64	53.3	61	51.3	68	50	64	47	32	25
16	7.4	7.6	65	56.2	62	54.2	58	48.6	55	46.6	63	45.9	60	42.9	34	25
31.25	10.5	10.7	60	51.9	57	49.9	49	41.1	46	39.1	51	40.1	48	37.1	36	23.6
62.50	15.1	15.5	58	47.4	55	45.4	43	31.9	40	29.9	44	34.1	41	31.1	32	21.5
100	19	19.9	52	44.3	49	42.3	33	24.4	30	22.4	35	30	32	27	32	20.1
250	31	33	48	38.3	45	36.3	17	5.3	14	3.3	19	22	16	19	30	173
300	36	-	43	-	40	-	13	-	10	-	14	-	11	-	28	-
400	41.6	-	40	-	37	-	8	-	5	-	8	-	5	-	26	-

IEC 61156-5, EN 50288-5-1



Product code	Cable structure	Diameter [mm]	Copperweight [kg/km]	Cable weight [kg/km]	Sheath colour	Packaging [m]
506024	SL400 SF/U23 LSZH Cat 6 SF/UTP 4x2x23AWG	7.6	28	65	Yellow (RAL 1018)	500/1000
506092	SL400 SF/U23 LSZH Cat 6 SF/UTP 4x2x23AWG	7.6	28	65	Blue (RAL 5015)	500/1000
506021	SL400 SF/U23 PVC Cat 6 SF/UTP 4x2x23AWG	7.6	28	64	Grey (RAL 7001)	500/1000
506027	SL400 SF/U23 PE Cat 6 SF/UTP 4x2x23AWG	7.6	28	57	Black (RAL 9011)	500/1000

Specifications may vary depending on technical modifications.