



VL-SWD275AZ
(Main Monitor: White)

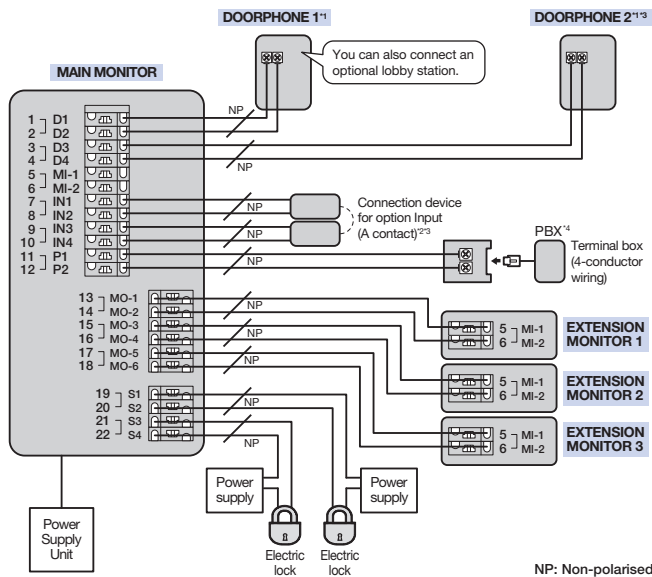
VL-SWD275AZS
(Main Monitor: Silver)

* The color of the product looks different from the catalog depending on the angle and light source.

Key Features

- **Sophisticated Design:** A fully flat thin monitor with touch sensor keys. The doorphone has a gently curved, metallic-looking design that matches the home exterior. Also, the doorphone can be embedded in a wall by using the optional mount box.
- **Wireless Monitor:** The wireless monitor can be used to check visitors and respond promptly from the living room, kitchen and elsewhere in the home. As long as there are no obstacles, the maximum wireless range is approximately 100 m. Up to 2 DECT repeaters can be added to extend the range.
- **Highly Expandable:** Connect up to 6 additional monitors to the main monitor using a combination of 7-inch wired monitors (up to 3) and 2.2-inch wireless monitors (up to 6). PBX connectivity is also supported.
- **Easy-to-use:** The 1.3-megapixel image sensor on the doorphone takes visitor images at HD image resolution. Easy operation using the e-lock release button on the front and a volume control button on the side of the main/extension monitor.
- **One Touch Voice Change:** This unique safety feature makes the voice heard at the doorphone sound deeper so that a female voice sounds like a male voice. The voice change function can be activated with one touch during an incoming call using the main/extension monitor.
- **Electric Lock Release Support for Gate:** The gate or door lock can be easily and quickly released using the monitors during an incoming call, or while talking or monitoring.
- **Picture Recording:** The main/extension monitor can record up to 50 still images from doorphone calls or monitoring sessions. Recorded images on the main monitor can also be played from the wireless monitor. (Up to 50 session (up to 4 still images per session))
- **Night Vision:** The doorphone is equipped with LED lights that enables the colour display of visitors at a distance of about 50 cm even when it is dark.

Wiring Schematic Diagram



*1 When you use an additional doorphone, the maximum number of the electric locks that can be connected to the doorphone depends on the type of doorphone. Consult your dealer for further information.
For VL-V554 users:
- The electric lock can also be connected to the S1/S2 terminals of the doorphone.

*2 Connection devices for option input (A contact)
- Make sure to connect doorbells to the IN3/IN4 terminals.
- When a VL-V901 and VL-V700 series Video Intercom System for Apartment Complexes is used, emergency terminals can be used. Make sure to connect emergency terminals to the IN1/IN2 terminals.

*3 Either DOORPHONE2 or doorbell can be used.

Wire type and length

Wiring run	Wire type ^{*5}		
	Diameter		Length (Max.)
Doorphone – Main monitor – Extension monitor ^{*6}	φ 0.65 mm	22 AWG	100 m
	φ 1.0 mm	18 AWG	130 m
	φ 0.5 mm	CAT 5	50 m
Main monitor – Electric lock ^{*7}	φ 0.5 mm - φ 1.2 mm (24 AWG - 17 AWG)		According to the specification of connected device.
Main monitor – Connection device for option input (A contact) ^{*7}	φ 0.5 mm - φ 1.2 mm (24 AWG - 17 AWG)		According to the specification of connected device.
Main monitor – PBX	φ 0.65 mm	CAT 3 or 22 AWG	100 m

*4 Connectable PBX Model Numbers: KX-TDA30/100/100D/200/600 series, KX-TDE100/200/600 series, KX-NS300/500/700/1000 series. Please consult your dealer when connecting with a PBX.

*5 Type: Single-pair cable with outer sheath (jacket)
Conductor: Copper solid

• A certified power supply wiring has to be used with this equipment. The relevant national installation and/or equipment regulations shall be considered. A certified power supply wiring not lighter than ordinary polyvinyl chloride flexible wiring according to IEC 60227 shall be used.

*6 When an extension monitor is used, make sure that the total wiring length from the doorphone to the main monitor and then to the extension monitor, is within about 100 m.

*7 When using an electric lock or a connection device for option input (A contact), select a device that meets the following guidelines:

- Electric lock connection terminal (S1/S2, S3/S4):
- N/O dry closure contact
- 30 V AC (1 A)/24 V DC (1 A) or lower
- Connection device for option input (A contact) terminal (IN1/IN2/IN3/IN4):
- Input method: No-voltage contact
- Open-circuit voltage between terminals: DC 7 V or less
- Detection definite time: 0.1 seconds or more
- Short-circuit between terminals: 5 mA or less
- Resistance value: make: 500 Ω or less, break: 15 KΩ or more

Optional Accessories

Extension Monitor

VL-MWD275AZS
(Silver)

VL-MWD275AZ
(White)



Wireless Monitor Station (Sub monitor)

VL-WD619



DECT Repeater

VL-FKD2




Door Station (Doorphone)

(Plastic)
CMOS 1.3 MP
VL-V524L



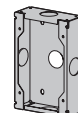
Door Station (Doorphone)

(Aluminium) CMOS 1.0 MP
VL-V554
(Aluminium) CMOS 0.3 MP
VL-V555



Flush Mount Box

VL-MB524
for VL-V524L
VL-MB554
for VL-V554/V555



Door Station (Doorphone)

(Plastic)
CMOS 0.3 MP
VL-V522L



Related Products

Lobby Station

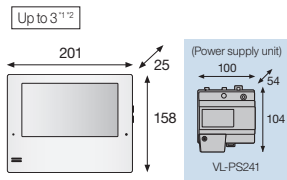
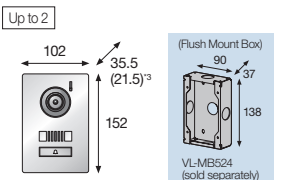
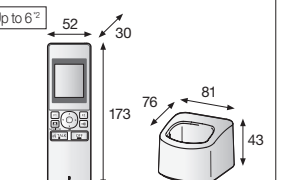
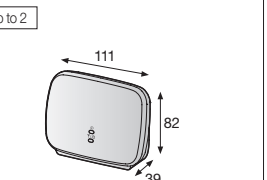
Up to 20 Rooms
VL-V591
Up to 32 Rooms
VL-VM series
Up to 2,240 Rooms
VL-V901

Model Composition

VL-SWD275

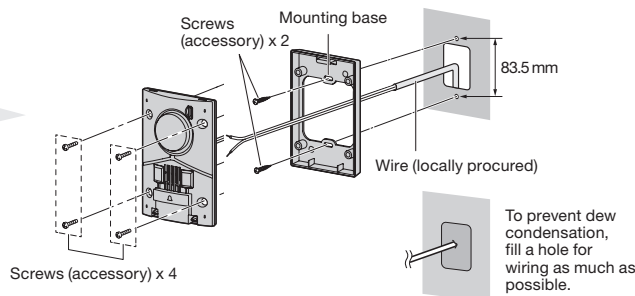
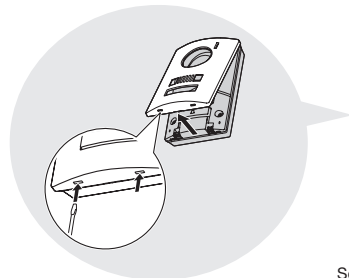
VL-MWD275 x 1, VL-V524L x 1, VL-WD619 x 1

Specifications

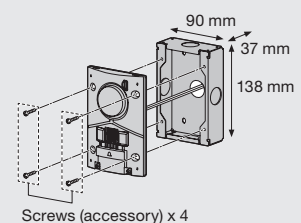
Model number	VL-MWD275	VL-V524L	VL-WD619	VL-FKD2
Model name	Main Monitor Station (Main monitor) Extension Monitor	Door Station (Doorphone)	Wireless Monitor Station (Sub monitor)	DECT Repeater
Dimensions (mm) (excluding protruding sections)	Up to 3 ^{*2} 	Up to 2 	Up to 6 ^{*2} 	Up to 2 
Power source	Power supply unit (VL-PS241) 24 V DC, 0.6 A	Power supplied by the main monitor	Main body: Rechargeable battery AAA (R03) Ni-MH battery (1.2 V, 550 mAh)x2 Charger: AC adaptor (5.5 V DC, 0.5 A)	AC adaptor (6.5 V DC, 0.5 A)
Power consumption (Approx.)	Standby: 2.2 W ^{*3} Operating: 14.0 W ^{*3}	-	Standby: 0.6 W ^{*5} Charging: 1.6 W	Standby: 1.5 W Operating: 2.3 W (when transmitting)
Weight	Main monitor: 605 g Power supply unit: 215 g (VL-PS241)	225 g	Main body: 160 g (including the batteries) Charger: 70 g (excluding the AC adaptor)	88 g (excluding the AC adaptor)
Operating environment	Ambient temperature: Approx. 0 °C to +40 °C Relative humidity (non-condensing): up to 90 %	Ambient temperature: Approx. -15 °C to +55 °C Relative humidity (non-condensing): up to 90 %	Ambient temperature: Approx. 0 °C to +40 °C Relative humidity (non-condensing): up to 90 %	
Display	7-inch wide colour / WVGA (800 x 480 pixels)	-	2.2-inch colour / QVGA (320x240 pixels)	-
Display language	English, Arabic	-	Depends on main monitor	-
Talking method	Hands-free	Hands-free	Hands-free	-
Frequency range	1.88 GHz to 1.90 GHz	-	1.88 GHz to 1.90 GHz	-
RF transmission power	Approx. 10 mW (average power per channel) 250 mW (max.)	-	Approx. 10 mW (average power per channel) 250 mW (max.)	
Transmitting range	Approx. 100 m (line-of-sight distance between the main and wireless monitor)	-	Approx. 100 m (line-of-sight distance between the main and wireless monitor)	Approx. 100 m (line-of-sight)
Operating time	-	-	Standby use: Approx. 80 hours ^{*6}	-
Charging time	-	-	Approx. 8 hours ^{*7}	-
Viewing angle	-	Horizontally: Approx. 85° Vertically: Approx. 54°	-	-
Image sensor (pixel)	-	1/3 inch CMOS sensor (Approx. 1.3-megapixel)	-	-
Installation method	Wall mount (mounting bracket supplied)	Surface mount (mounting base supplied) Flush mount (mount box sold separately)	-	-
Minimum illuminance required	-	1 lx (within approx. 50 cm from the camera lens)	-	-
Lighting method	-	LED lights	-	-
IP rating / IK rating	-	IP44 ^{*8}	-	-
External material	Flame retardant ABS resin	Flame retardant resin	ABS resin	PS resin

*1 Not including the main monitor. *2 When sub monitors and extension monitors are used together, a total of up to 6 sub monitors and extension monitors can be registered to the main monitor. *3 Excluding sections embedded into the wall. *4 Measurement conditions: Main Monitor (1 pc.) with Door Station VL-V524L (1 pc.) is connected to VL-PS241, and wireless monitor VL-WD619 (1 pc.) is linked to the main monitor. *5 When the sub monitor with full-charged batteries is placed on the charger. *6 When used fully charged in an operating temperature of 20 °C. *7 When the operating temperature is 20 °C. The charging time may increase when the operating temperature is lower than this. *8 Water resistance is only assured if the doorphone is installed correctly according to the instructions in the Installation Guide, and appropriate water protection measures are taken.

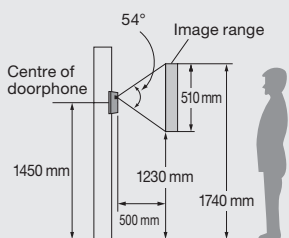
Installing the Doorphone



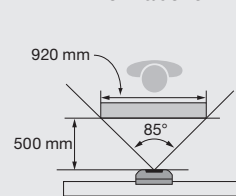
When using optional flush mount box (VL-MB524)



• Installation Position

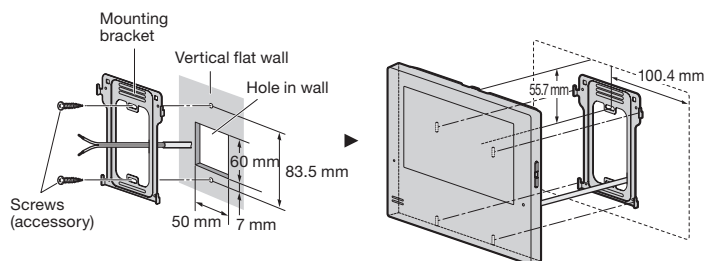


A view when looking from above



The camera angle can be adjusted using the camera angle control lever on the rear of the doorphone. (Up: 15°, Left or right: 15°)

Installing the Main Monitor/Extension Monitor



Trademarks and registered trademarks

- The software of these products are based in part on the work of the Independent JPEG Group.
- All other trademarks identified herein are the property of their respective owners.

Important

- Safety Precaution: Carefully read the operating instructions and installation manual before using this product.
- The system is not designed to provide complete protection from property loss. To the maximum extent permitted by applicable law, Panasonic will not be held responsible for any damage incurred as a result of property loss.
- When using the product, please take into consideration the rights of others with regard to privacy and rights of portrait.

- Actual products may vary slightly from photographs.
- The quality of doorphone images may change depending on the installation environment, lighting conditions, etc.
- Weights and dimensions are approximate.
- Design and specifications are subject to change without notice.
- These products may be subject to export control regulations.

DISTRIBUTED BY :

Panasonic®